



DEEPAK FERTILISERS
AND PETROCHEMICALS
CORPORATION LIMITED

DFPCL-K1/EHS/Env/2024-25/03

Date: 29-May-24

Additional Principal Chief Conservator of Forest (C),
Ministry of Environment, Forest & Climate Change,
Regional Office (WCZ), Ground Floor, East Wing,
New Secretariate Building, Civil Lines
Nagpur – 440 001, Maharashtra.

Reference:

1. EC granted for Gas Based Power Project vide file no. (SEAC-2010/CR.656/TC.2 dt 11.05.2011).

Sub: Half yearly Environmental Clearance Compliance report.

Dear Sir,

Please find enclosed the half yearly EC compliance report of **Gas Based Power Plant** for the period of **Oct-2023 to March-2024**.

This is for your information and records please.

Thanking you,

Yours faithfully,

For, DEEPAK FERTILISERS AND PETROCHEMICALS CORP. LTD.,

Jeyaprakash M

Head (EHS)

CC :

1. SRO, MPCB, Raigad Bhavan, 7th Floor, Sector-11, CBD-Belapur, Navi Mumbai – 400614.
2. Ministry of Environment, Forest, 1st Floor, New Administrative Building, Mantralaya, Mumbai – 400032.
3. CPCB Parivesh Bhawan, Opp. VMC Ward Office No. 10, Shubhanpura, Vadodara, Gujarat 390023.

<u>DATA SHEET</u>		
1	Project type: River- valley/ Mining / Thermal/ Industry / Nuclear/ Other (specify)	Gas Based Power Project
2	Name of the project	Gas based power project (2 X 5.2 MW and 1 X 7.5 MW) at their manufacturing facility at MIDC, Taloja, Maharashtra by Deepak Fertilisers & Petrochemicals Corporation Limited
3	Clearance letter (s) /OM No. and Date	EC granted for Gas Based Power Project vide file no. (SEAC-2010/CR.656/TC.2 dt 11.05.2011).
4	Location	
	a. District (S)	Raigad
	b. State (S)	Maharashtra
	c. Latitude/longitude	19°04'11.3"N / 73°08'04.1"E
5	Address for correspondence	
	a. Address of Concerned Project Chief Engineer (with pin code & Telephone/ telex/ fax numbers)	Mr. Jeyaprakash M (Sr.GM-EHS), M/s Deepak Fertilisers & Petrochemicals Corporation Ltd. Plot No. K-1, MIDC Industrial area, Taloja, District Raigad – 410208, Maharashtra. Phone:- 022-50684221, 9920942161
	b. Address of Executive Project: Engineer/Manager (with pin code/ Fax numbers)	Same as above
6	Salient features	
	a. of the project	Gas Based Power Project for power generation for internal use.
	b. of the environmental management plans	Gas Turbine inbuilt technology for NOx reduction. Periodic Environmental Monitoring for Ambient Air, Noise & Ground water.
7	Breakup of the project area	
	a. submergence area forest & non forest	NA. Project is established in notified industrial. area of MIDC.
	b. Others	NA
8	Breakup of the project affected Population with enumeration of Those losing houses/dwelling units Only agricultural land only, both Dwelling units & agricultural Land & landless labourers/artisan	NA. Project is established in notified industrial. area of MIDC.
	a. SC, ST/Adivasis	NA. Project is established in notified industrial. area of MIDC.
	b. Others (Please indicate whether these Figures are based on any scientific and systematic survey carried out Or only provisional figures, if a Survey is carried out give details and years of survey)	NA

9	Financial details.	
a.	Project cost as originally planned and subsequent revised estimates and the year of price reference	79 Crores
b.	Allocation made for environmental management plans with item wise and year wise Break-up.	Enclosed.
c.	Benefit cost ratio/Internal rate of Return and the year of assessment	-
d.	Whether (c) includes the Cost of environmental management as shown in the above.	Yes
e.	Actual expenditure incurred on the project so far.	No expenditure during current financial year
f.	Actual expenditure incurred on the environmental management plans so far	Annxure-10 is attached
10	Forest land requirement	
a.	The status of approval for diversion of forest land for non-forestry use	NA. Project is established in notified industrial. area of MIDC.
b.	The status of compensatory afforestation program in the light of actual field experience so far	NA. Project is established in notified industrial. area of MIDC.
11	The status of clear felling in non-forest areas (such as submergence area of reservoir, approach roads), if any with quantitative information	NA. Project is established in notified industrial. area of MIDC.
12	Status of construction	
a.	Date of commencement (Actual and/or planned)	Year 2011
b.	Date of completion (Actual and/or planned)	Year 2012
13	Reasons for the delay if the Project is yet to start.	NA
14	Dates of site visits	
a.	The dates on which the project was monitored by the Regional Office on previous Occasions, if any	NA
b.	Date of site visit for this monitoring report	NA
15	Details of correspondence with Project authorities for obtaining Action plans/information on Status of compliance to safeguards Other than the routine letters for Logistic support for site visits)	NA

EC COMPLIANCE REPORT

SN	Specific Conditions	Status of compliance
i)	Project proponent should confirm that, there is no increase in waste water & air pollutants discharged into environment due to proposed expansion.	Complied.
ii)	This environmental clearance is issued subject to land use verification. Local authority / planning authority should ensure this with request to Rules, Regulations, Notifications, Government Resolutions, Circulars, etc. Issued if any. This environmental clearance issued with respect to the environmental consideration and it does not mean that State Level Impact Assessment Authority (SLIAA) approved the proposed land use.	Noted.
iii)	'Consent for Establishment' shall be obtained from Maharashtra Pollution Control Board under Air and Water Act and a copy shall be submitted to the Environment Department before start of any construction work at the site.	Complied. We hold valid consent to operate till 31.03.2026. (Please refer Annexure-I for copy of consent to Operate)
iv)	No land development or construction work preliminary or otherwise related to the project shall be taken up without obtaining due clearance from respective authorities.	Compliance assured.
v)	No additional land shall be used / acquired for any activity of the project without obtaining proper permission.	Noted.
vi)	For controlling fugitive natural dust, regular sprinkling of water & wind shields at appropriate distances in vulnerable areas of the plant shall be ensured.	The area in and around GT is paved and cement concrete roads are provided hence no dust is generated. Three continuous monitoring AAQM stations are installed and these are connected to MPCB portal.
vii)	Regular monitoring of the air quality, including SPM & SO ₂ levels both in work zone and ambient air shall be carried out in and around the power plant and record shall be maintained. The location of the monitoring stations & frequency of monitoring shall be decided in consultation with MPCB & submit report accordingly to MPCB.	Three continuous monitoring AAQM stations are installed and these are connected to MPCB portal. These station monitors various parameters like PM10 & PM2.5, SO ₂ , NO ₂ & NH ₃ and CO. Ambient Air Monitoring & Work environment monitoring is done in the work zone through third party approved by MOEF. (Please refer Annexure-II for Ambient Air Monitoring And Annexure-III for workplace monitoring)
viii)	A detailed scheme for rain water harvesting shall be prepared and implemented to recharge ground	System for rain water harvesting is provided at existing WNA 3 plant.
ix)	Arrangement shall be made that effluent and storm water do not get mixed.	Effluent and storm water are having separate drains.
x)	Periodic monitoring of ground water shall be undertaken and results analysed to ascertain any change in the quality of water. Results shall be regularly submitted to the MPCB.	Periodic ground water monitoring is being carried out near ETP. Reports are submitted to MPCB. (Please refer Annexure-IV for ground water monitoring report)
xi)	Leq of Noise level shall be maintained as per standards. For people working in the high noise area, requisite PPE like earplugs, etc. Shall be provided.	Periodic noise monitoring by third party (MoEF Approved) laboratory is carried out at different locations and noise level is within the standards prescribed. PPE like earplugs, etc. are provided for people working in the high noise area. (Please refer Annexure-V for Noise Monitoring report)
xii)	Proper House keeping programmes shall be implemented.	SS program has been implemented to maintain proper House keeping.
xiii)	The overall noise levels in and around the plant are shall be kept well within the standards by providing noise control measures including acoustic hoods, silencers, enclosures, etc. On all the sources of noise generation. The ambient noise levels shall conform to the standards prescribed under the EPA, 1986 & Rules, 1989.	Periodic noise monitoring is done by MOEF approved 3rd party laboratory at eight different locations and noise level is within the standards prescribed under EP Act, 1986, Rules, 1989. (Please refer Annexure-V for Noise Monitoring report)
xiv)	Green belt shall be developed & maintained around the plant periphery. Green Belt Development shall be carried out considering CPCB guidelines including selection of plant species & in	Complied with. (Please refer Annexure-VI for Green Belt)
xv)	Adequate safety measures shall be provided to limit the risk zone within the plant boundary, in case of an accident. Leak detection devices shall also be installed at strategic places for early detection & warning.	Leak detection devices such as gas detectors are provided at strategic places for early detection and warning. In built safety measures such as interlocks and trips are provided for critical process parameters. In addition to it onsite emergency control plan has also been prepared.
xvi)	Occupational health surveillance of the workers shall be done on a regular basis and record maintained as per Factories Act.	Medical examination of all the workers is done in once in six months as per the factories act and records are maintained.
xvii)	The company shall make the arrangement for protection of possible fire hazards during manufacturing process in material handling.	Fire detection, fire protection and fire fighting arrangements have been provided in manufacturing process and in material handling areas. Company has a dedicated fire team and regular mock drills are conducted. Company also has two fire tenders
xviii)	The project authorities must strictly comply with the rules & regulations with regard to handling and disposal of hazardous wastes in accordance with the Hazardous Waste (Management & Handling) Rules, 2003 (amended). Authorization from MPCB shall be obtained for	Complied.

xxix)	The company shall undertake following Waste Minimization Measures. a. Metering of quantities of active ingredients to minimize waste b. Reuse of by-products from the process as raw materials or as raw material substitutes in other process. c. Maximizing Recoveries. d. Use of automated material transfer system to minimize spillage.	a) No active ingredient involved in GT b) There is no by product from GT c) Waste heat from GT is recovered to produce steam in HRSG. d) GT & HRSG operations are fully automated. e) As such there is no reactor in the GT however the feed system is closed one.
xx)	Regular mock drills for the on-site emergency management plan shall be carried out. Implementation of changes / improvements required, if any, in the on-site management plan shall be ensured.	Regular mock drills for the on-site emergency management plan are carried out. On site emergency plan is reviewed and revised periodically.
xxi)	A separate environment management cell with qualified staff shall be set up for implementation of the stipulated environmental safeguards.	A separate Environmental Management Cell equipped with required facilities is set up.
xxii)	Transportation of ash will be through closed containers & all measures should be taken to prevent.	Not applicable for GT as it is gas based.
xxiii)	Separate silos will be provided for collecting & storing bottom ash & fly ash.	Not applicable for GT as it is gas based.
xxiv)	Separate funds shall be allocated for implementation of environmental protection measures / EMP along with item wise break up. These cost shall be included as part of the project cost. The funds earmarked for the environment protection measures shall not be diverted for other purposes & year-wise expenditure should be reported to the MPCB & this department.	Fund is utilized for implementation of environmental safeguard and details are reported to MPCB as part of Form V.
xxv)	The project management shall advertise at least in two local newspapers widely circulated in the region around the project, one of which shall be in Marathi language of the local concerned within seven days of issue of this letter, informing that the project has been accorded environmental clearance and copies of clearance letter are available with the MPCB and may also be seen at Website at http://envis.maharashtra.gov.in	Complied with.
xxvi)	Project management should submit half yearly compliance reports in respect of the stipulated prior environmental clearance terms & conditions in hard & soft copies to the MPCB & this department on 1 st June & 1 st December of each calendar year.	Complied.
xxvii)	A copy of clearance letter shall be sent by proponent to the concerned Municipal Corporation & the local NGO, if any, from whom suggestions / representations, if any were received while processing the proposal. The clearance letter shall also be put on the website of the company by the proponent.	Complied with. EC conditions compliances is posted on the website of the company. Advertisement for availability of EC copy on MoEF website was published in local newspaper 'Krushivall' for any suggestions/representations.
xxviii)	The proponent shall upload the status of compliance of the stipulated EC conditions, including results of monitored data on their website & shall update the same periodically. It shall simultaneously be sent to the Regional Office of MoEF, the respective Zonal Office of CPCB & the SPCB. The criteria pollutant levels namely SPM, RSPM, SO ₂ , NO ₂ (ambient levels as well as stack emissions) or critical sectoral parameters indicated for the project shall be monitored & displayed at a convenient location near the main gate of the company in the public domain.	Six monthly compliance reports are being sent to MPCB and regional office of MOEF. Copy of the same posted on the company's web-site. Three continuous monitoring AAQM stations are installed and connected to MPCB portal. These station monitors various parameters like PM10 & PM 2.5, SO2, NOx, NH3 & CO. This data is displayed at main gate. Stack emissions are also monitored periodically through the MOEF approved third party laboratory.
xxix)	The project proponent shall also submit six monthly reports on the status of compliance of the stipulated EC conditions including results of monitored data (both in hard copies as well as by e-mail) to the respective Regional Office of MoEF, the respective Zonal Office of CPCB & the SPCB.	Complied.
xxx)	The environmental statement for each financial year ending 31 st March in Form-V as is mandated to be submitted by the project proponent to the concerned SPCB as prescribed under the Environment (Protection) Rules, 1986 as amended subsequently, shall also be put on the website of the company along with the status of compliance of EC conditions & shall also be sent to respective Regional Offices of MoEF by e-mail.	Complied.
xxxi)	The environmental clearance is being issued without prejudice to the court case pending in the court of law & it does not mean that project proponent has not violated any environmental laws in the past & whatever decision of the Hon'ble court will be binding on the project proponent. Hence this clearance does not give immunity to the project proponent in the case filed against him.	Noted.

Government of Maharashtra

No.: SEAC 2010/ CR.656 /TC-2
Environment department,
Room No. 217, 2nd floor,
Mantralaya Annex,
Mumbai 400 032
Date: 11th May, 2011

To,
M/s. Deepak Fertilizers and Petrochemicals Corporation Ltd.
Plot K-J, MIDC, Industrial Area,
Taloja, A.V. 410208,
District: Raigad,
P.B. 26
Maharashtra

Subject: Gas-based power project (2X5.2MW and 1X 7.5MW) at their manufacturing facility at MIDC, Taloja by M/s. Deepak Fertilizers and Petrochemicals Corporation Ltd. - Environmental clearance regarding.

Sir,

This has reference to your communication dated 27th April, 2010 on the above mentioned subject. The proposal was considered as per the EIA Notification - 2006, by the State Level Expert Appraisal Committee, Maharashtra in its 40th meeting and decided to recommend the project for prior environmental clearance to SEIAA. Information submitted by you has been considered by State Level Environment Impact Assessment Authority in its 34th meeting held on 28th February, 2011.

2. It is noted that the proposal is for grant of Environmental Clearance for Gas-based power project (2X5.2MW and 1X 7.5MW) at their manufacturing facility at MIDC, Taloja by M/s. Deepak Fertilizers and Petrochemicals Corporation Ltd. SEAC considered the project under screening category 1 (d) as per EIA Notification 2006. Project proponent has submitted EIA Report.

Project information from documents submitted by you & considered by SEAC & SEIAA is summarized as below-

Name of the Project: Gas-based power project (2X5.2MW and 1X 7.5MW) at M/s. Deepak Fertilizers and Petrochemicals Corporation Ltd.

Project Proponent: M/s. Deepak Fertilizers and Petrochemicals Corporation Ltd.

Location of the project: Gas-based power project of 2X5.2MW at K7- K8 plot and 1X 7.5MW at K1 - K5 plot of MIDC, Taloja

Type of Project: Power project

Estimated cost of the project: ₹ 79 Crores

Capacity: 2X5.2MW and 1X 7.5MW



Type of Fuel	2X5.2MW Quantity	1X 7.5MW Quantity
Natural gas	41.739 Million SM3	8.4 Million SM3
Naphtha	-	2050 MT/day
Furnace oil (If NG not available)	75 KL/day	52.5 MT/day
Diesel	7.87 KL/day	2000 lit/day

Water requirement: Source: MIDC

For 2 X 5.2MW: 4150 CMD

For 1X 7.5MW: 17,481 CMD

Effluent generated: 3878.28 CMD

Capacity of ETP : 4000 CMD

Treated Effluent will be routed to CETP, Talaja for further treatment

Total Solid waste generation:

Non Hazardous waste:

- Canteen waste: 85 kg/day
- Paper waste: 20 kg/day
- Damaged bags: 150 nos./month
- Metal scrap: 50 MT/Annum
- ETP Sludge: 28 kg/day
- Clean empty carboys/container : 660 nos./year
- De- NOx catalyst : 10 MT/6yrs.
- Pt-RH Catalyst : 100 kg/year

Hazardous waste:

- Spent Catalyst : 48.34 MT/y
- Spent oil: 92.61 KL/Y
- Silica gel: 60 MT in 2 years.
- Oil soaked cotton waste: 3.5 MT/yr.
- Chemical containing residues from decontamination & disposal: 2 MT/yr.
- Lead acid batteries: 34 nos./yr.
- Ni Cd batteries : 400nos./once in 5 years.
- Dry cell batteries : 300nos./once in 5 years.
- Discarded drums /liners : 970 nos./yr.
- used oil filters : 25 nos./yr
- pt RH Catalyst : 100 kg/year.
- De-Nox catalyst: 10 MT/6 yrs.

Disposal :

- Talaja Hazardous waste management treatment facility.
- Disposal to registered party.

Project technical details :

	K1 - K5	K7- K8
Generation capacity	7.52 MW x 1 unit	5.2 MW x 2 units
Steam generation	11.5 TPH	9 TPH each
Natural gas consumption	0.048 MMScm per day	0.086 MMScm per day
DM water consumption	43 m3/hr	63 m3/hr
Flue gas temperature	100 ^o C	160 ^o C
Make	TURBOMACH Switzerland	TURBOMACH Switzerland
HRSG	Thermax	ME - Energy

P. Adhikari

Total investment	39 Cr	40 Cr
------------------	-------	-------

Environmental consideration:

7.52 MW x 1 unit			
Category	Liquid effluent	Gaseous emission	Other waste
	Blow down from water	Flue gas	Used oil
Quantity	3 m ³ /hr	95613 kg/hr Ar: 0.87% CO ₂ : 2.97% H ₂ O: 9.44 % N ₂ : 72.94% O ₂ : 13.77% NOx < 100 ppm Sox Nil	2 lit/day
Disposition	Recycled to cooling	Release through stack Ht 30 mt	Sale to register party
5.2 MW x 2 units			
Category	Liquid effluent	Gaseous emission	Other waste
	Blow down from water	Flue gas	• Used oil
Quantity	6 m ³ /hr	18750 kg/hr Ar: 0.87% CO ₂ : 2.97% H ₂ O: 9.44 % N ₂ : 72.94% O ₂ : 13.77% NOx < 100 ppm Sox Nil	2 lit/day
Disposition	Recycled to cooling	Release through stack Ht 30 mt	Sale to register party

Emission from combustion of fossil fuels from stationary and mobile source:

- About 95613 Kg / hr of exhaust gases from 7.5 MW GT (K1-K5 plot) and 143750 Kg/hr from 2 no GT's 5.2 MW each (K7-K8 plot) shall vent to atmosphere which will contain about 2.5% (vol %) CO₂ and less than 100 ppm NOx.

Air pollution control measures:

- NOx analyzer in WNA stack - 4 nos.
- continuous ambient air monitoring instruments (SPM, NOx, Sox, NH₃) - 3 stations
- V- notch for measuring ETP treated effluent.
- Stacks for boilers & HRSG
- Bag house for SPM controller
- Gas turbine with inbuilt technology for NOx reduction
- Cyclone column scrubbers in AN solution plant.

Green Belt development: 5 hectares of land will be developed as green belt.

Noise pollution measures: all designed are equipped for 85 dB

Environmental Management Plan:



Sr. No.	Description	Capital Cost (₹)		Recurring Cost per annum(₹)	
		Plot K1-K5	Plot K7-K8	Plot K1-K5	Plot K7-K8
1	Air Pollution Control Measures	~ 16.2 Crore	~ 19.5 Crore	11 lac	16 lac
2	Noise Pollution Control Measures	~1.0 Crore	~1.5 Crore	1 Crore	1.5 Crore
4	Water Pollution Control measure	5.0 lac	8.0 lac	0.5 lac	1.0 lac

Other Measures :

Activity	Investment		Advantages
	Plot K1-K5	Plot K7-K8	
Green patch in the vicinity of proposed power plant (Garden etc.)	5 lac	8 lac	Improvement in ambience of the premises
Plantation (Inside & outside plant premises & in the vicinity villages)	15lac	10 lac	Air Pollution Control measure & Social cause
Environment awareness holdings	5 lac	5 lac	Awareness improvement programme.

3. The proposal has been considered by SEIAA in its 34th meeting & decided to accord environmental clearance to the said project under the provisions of Environment Impact Assessment Notification, 2006 subject to implementation of the following terms and conditions.

- (i) Project proponent should confirm that, there is no increase in waste water and air pollutants discharged into environment due to proposed expansion.
- (ii) This environmental clearance is issued subject to land use verification. Local authority / planning authority should, ensure this with request to Rules, Regulations, Notifications, Government Resolutions, Circulars, etc. issued if any. This environmental clearance issued with respect to the environmental consideration and it does not mean that State Level Impact Assessment Authority (SEIAA) approved the proposed land use.
- (iii) "Consent for Establishment" shall be obtained from Maharashtra Pollution Control Board under Air and Water Act and a copy shall be submitted to the Environment department before start of any construction work at the site.
- (iv) No land development / construction work preliminary or otherwise relating to the project shall be taken up without obtaining due clearance from respective authorities.



- (v) No additional land shall be used /acquired for any activity of the project without obtaining proper permission.
- (vi) For controlling fugitive natural dust, regular sprinkling of water & wind shields at appropriate distances in vulnerable areas of the plant shall be ensured.
- (vii) Regular monitoring of the air quality, including SPM & SO₂ levels both in work zone and ambient air shall be carried out in and around the power plant and records shall be maintained. The location of monitoring stations and frequency of monitoring shall be decided in consultation with Maharashtra Pollution Control Board (MPCB) & submit report accordingly to MPCB.
- (viii) A detailed scheme for rainwater harvesting shall be prepared and implemented to recharge ground water.
- (ix) Arrangement shall be made that effluent and storm water do not get mixed.
- (x) Periodic monitoring of ground water shall be undertaken and results analyzed to ascertain any change in the quality of water. Results shall be regularly submitted to the Maharashtra Pollution Control Board.
- (xi) Leq of Noise level shall be maintained as per standards. For people working in the high noise area, requisite personal protective equipment like earplugs etc. shall be provided.
- (xii) Proper House keeping programmes shall be implemented.
- (xiii) The overall noise levels in and around the plant are shall be kept well within the standards by providing noise control measures including acoustic hoods, silencers, enclosures, etc. On all sources of noise generation. The ambient noise levels shall conform to the standards prescribed under Environment (Protection) Act, 1986 Rules, 1989.
- (xiv) Green belt shall be developed & maintained around the plant periphery. Green Belt Development shall be carried out considering CPCB guidelines including selection of plant species and in consultation with the local DFO/ Agriculture Dept.
- (xv) Adequate safety measures shall be provided to limit the risk zone within the plant boundary, in case of an accident. Leak detection devices shall also be installed at strategic places for early detection and warning.
- (xvi) Occupational health surveillance of the workers shall be done on a regular basis and record maintained as per Factories Act.
- (xvii) The company shall make the arrangement for protection of possible fire hazards during manufacturing process in material handling.
- (xviii) The project authorities must strictly comply with the rules and regulations with regard to handling and disposal of hazardous wastes in accordance with the Hazardous Waste (Management and Handling) Rules, 2003 (amended). Authorization from the MPCB shall be obtained for collections/treatment/storage/disposal of hazardous wastes.
- (xix) The company shall undertake following Waste Minimization Measures :
 - a. Metering of quantities of active ingredients to minimize waste
 - b. Reuse of by- products from the process as raw materials or as raw material substitutes in other process.
 - c. Maximizing Recoveries.
 - d. Use of automated material transfer system to minimize spillage.
 - e. Use of "Closed Feed" system into batch reactors.
- (xx) Regular mock drills for the on-site emergency management plan shall be carried out. Implementation of changes / improvements required, if any, in the on-site management plan shall be ensured.
- (xxi) A separate environment management cell with qualified staff shall be set up for implementation of the stipulated environmental safeguards.
- (xxii) Transportation of ash will be through closed containers and all measures should be taken to prevent spilling of the ash.



- (xxiii) Separate silos will be provided for collecting and storing bottom ash and fly ash.
- (xxiv) Separate funds shall be allocated for implementation of environmental protection measures/EMP along with item-wise breaks-up. These cost shall be included as part of the project cost. The funds earmarked for the environment protection measures shall not be diverted for other purposes and year-wise expenditure should reported to the MPCB & this department
- (xxv) The project management shall advertise at least in two local newspapers widely circulated in the region around the project, one of which shall be in the marathi language of the local concerned within seven days of issue of this letter, informing that the project has been accorded environmental clearance and copies of clearance letter are available with the Maharashtra Pollution Control Board and may also be seen at Website at <http://envis.maharashtra.gov.in>
- (xxvi) Project management should submit half yearly compliance reports in respect of the stipulated prior environment clearance terms and conditions in hard & soft copies to the MPCB & this department, on 1st June & 1st December of each calendar year.
- (xxvii) A copy of the clearance letter shall be sent by proponent to the concerned Municipal Corporation and the local NGO, if any, from whom suggestions/representations, if any, were received while processing the proposal. The clearance letter shall also be put on the website of the Company by the proponent.
- (xxviii) The proponent shall upload the status of compliance of the stipulated EC conditions, including results of monitored data on their website and shall update the same periodically. It shall simultaneously be sent to the Regional Office of MoEF, the respective Zonal Office of CPCB and the SPCB. The criteria pollutant levels namely; SPM, RSPM, SO₂, NO_x (ambient levels as well as stack emissions) or critical sectoral parameters, indicated for the project shall be monitored and displayed at a convenient location near the main gate of the company in the public domain.
- (xxix) The project proponent shall also submit six monthly reports on the status of compliance of the stipulated EC conditions including results of monitored data (both in hard copies as well as by e-mail) to the respective Regional Office of MoEF, the respective Zonal Office of CPCB and the SPCB.
- (xxx) The environmental statement for each financial year ending 31st March in Form-V as is mandated to be submitted by the project proponent to the concerned State Pollution Control Board as prescribed under the Environment (Protection) Rules, 1986, as amended subsequently, shall also be put on the website of the company along with the status of compliance of EC conditions and shall also be sent to the respective Regional Offices of MoEF by e-mail.
- (xxxi) The environmental clearance is being issued without prejudice to the court case pending in the court of law and it does not mean that project proponent has not violated any environmental laws in the past and whatever decision of the Hon'ble court will be binding on the project proponent. Hence this clearance does not give immunity to the project proponent in the case filed against him.
4. The Environment department reserves the right to revoke the clearance if conditions stipulated are not implemented to the satisfaction of the department or for that matter, for any other administrative reason.
5. **Validity of Environment Clearance:** The environmental clearance accorded shall be valid for a period of 5 years to start of production operations.
6. In case of any deviation or alteration in the project proposed from those submitted to this department for clearance, a fresh reference should be made to the department to assess the



adequacy of the condition(s) imposed and to incorporate additional environmental protection measures required, if any.

7. The above stipulations would be enforced among others under the Water (Prevention and Control of Pollution) Act, 1974, the Air (Prevention and Control of Pollution) Act, 1981, the Environment (Protection) Act, 1986 and rules there under, Hazardous Wastes (Management and Handling) Rules, 1989 and its amendments, the public Liability Insurance Act, 1991 and its amendments.
8. Any appeal against this environmental clearance shall lie with the National Environmental Appellate Authority, if preferred, within 30 days as prescribed under Section 11 of the National Environmental Appellate Act, 1997.



(Valsa R Nair Singh)
Secretary, Environment
Department & MS, SEIAA

Copy to:

1. Shri. Ashok Basak, IAS (Retd.), Chairman, SEIAA, 502, Charleville, 'A' Road, Churchgate, Mumbai- 400 020, Maharashtra.
2. Shri. P.M.A Hakeem, IAS (Retd.), Chairman, SEAC, 'Jugnu' Kottaram Road, Calicut- 673 006 Kerala.
3. The Secretary, Energy department, Govt. of Maharashtra, Mantralaya, Mumbai - 400032., Maharashtra
4. Member Secretary, Maharashtra Pollution Control Board, with request to display a copy of the clearance.
5. The CCF, Regional Office, Ministry of Environment and Forest (Regional Office, Western Region, Kendriya Paryavaran Bhavan, Link Road No- 3, E-5, Ravi-Shankar Nagar, Bhopal- 462 016). (MP).
6. Regional Office, MPCB, Raigad.
7. Collector, Raigad.
8. IA- Division, Monitoring Cell, MoEF, Paryavaran Bhavan, CGO-Complex, Lodhi Road, New Delhi-110003.
9. Director(TC-1), Dy. Secretary(TC-2), Scientist-1, Environment department
10. Select file (TC-3).

MAHARASHTRA POLLUTION CONTROL BOARD

Tel: 24010706/24010437
Fax: 24023516
Website: <http://mpcb.gov.in>
Email: cac-cell@mpcb.gov.in



Kalpataru Point, 2nd and
4th floor, Opp. Cine Planet
Cinema, Near Sion Circle,
Sion (E), Mumbai-400022

RED/L.S.I (R25)

Date: 01/03/2024

No:- Format1.0/CC/UAN No.MPCB-
CONSENT_AMMENDMENT-0000012331/CO/240300000
8

To,
Deepak Fertilizers & Petrochemicals Corporation
Limited,
Plot Nos. K-1 Part-1, K-2, K-3, K-4, K-5 & K-6, MIDC
Taloja, Tal. Panvel, Dist. Raigad.



Sub: Amendment in existing Consent to Operate. under RED category.

- Ref:**
1. Environment Clearance accorded vide F. No. J-11011/218/2004-IA II (I) dtd. 24.02.2006.
 2. Consent to Operate accorded vide No. Format 1.0/CAC/UAN No.MPCB-CONSENT-0000146287/CO/2301000400 dated 03.01.2023.
 3. Consent to Establish granted vide No. Format 1.0/CAC/UAN No. 0000127936/CE/2207000110 dated 02/7/2022
 4. Minutes of 20th Consent Appraisal Committee meeting held on 11.01.2024

Your application No.MPCB-CONSENT_AMMENDMENT-0000012331 Dated 14.12.2023

For: grant of Consent to Operate under Section 26 of the Water (Prevention & Control of Pollution) Act, 1974 & under Section 21 of the Air (Prevention & Control of Pollution) Act, 1981 and Authorization under Rule 6 and Rule 18(7) of the Hazardous & Other Wastes (Management & Transboundary Movement) Rules 2016 is considered and the consent is hereby granted subject to the following terms and conditions and as detailed in the schedule I, II, III & IV annexed to this order:

1. **The consent to operate is granted for a period up to 31/03/2026**
2. **The capital investment of the project is Rs.643.93 Crs. (As per C.A Certificate submitted by industry Existing-643.76 Cr + Expansion- 0.17 Cr)**
3. **Consent is valid for the manufacture of:**

Sr No	Product	Maximum Quantity	UOM
Products			
1	Hand Sanitizer (By mixing & blending only)	7200	MT/A
2	METHANOL	99996	MT/A
3	LIQUID CO2	72000	MT/A
4	WEAK NITRIC ACID (Plant No. 3)	99000	MT/A
5	CONCENTRATED NITRIC ACID (Plant Nos. 1,2 and 3)	129600	MT/A
6	Iso Propyl Alcohol	70200	MT/A

Sr No	Product	Maximum Quantity	UOM
7	Di Iso Propyl Ether (DIPE) (FOR DRUM FILLING OPERATION (PACKAGING OPERATION ONLY)	15000	MT/A
8	ISO PROPYL ALCOHOL (FOR DRUM FILLING OPERATION (PACKAGING OPERATION ONLY)	15000	MT/A
9	Electricity power GT-1, 2 and 5 (Gas based excluding DG Sets)	16.9	MW
10	STEAM	696	MT/Day
11	CRUDE DIPE	1440	MT/A
12	Crude IPA/ NPA mixture	1080	MT/A
13	Propane	33000	MT/A

4. **Conditions under Water (P&CP), 1974 Act for discharge of effluent:**

Sr No	Description	Permitted (in CMD)	Standards to	Disposal Path
1.	Trade effluent	1515.86	As per Schedule - I	Sent to ETP of M/s Smartchem Tech. Ltd., Plot Nos. K-1, MIDC Talaja and treated effluent discharged in outlet sump of CETP
2.	Domestic effluent	51.5	As per Schedule - I	Sent to ETP of M/s Smartchem Tech. Ltd., Plot Nos. K-1, MIDC Talaja and treated effluent discharged in outlet sump of CETP

5. **Conditions under Air (P& CP) Act, 1981 for air emissions:**

Sr No.	Stack No.	Description of stack / source	Number of Stack	Standards to be achieved
1	S-1	Methanol Primary Reformer	1	As per Schedule -II
2	S-2	Weak Nitric Acid plant-3	1	As per Schedule -II
3	S-3	Boiler-A & B	1	As per Schedule -II
4	S-4	Boiler-C	1	As per Schedule -II
5	S-5	Boiler-D	1	As per Schedule -II
6	S-6	Heat Recovery steam generator 1 - Attached to Gas Turbine 1	1	As per Schedule -II
7	S-7	Heat Recovery steam generator 2 - Attached to Gas Turbine 2	1	As per Schedule -II
8	S-8	Heat Recovery steam generator 5 - Attached to Gas Turbine 5	1	As per Schedule -II
9	S-9	DG Set (200 KVA) - IPA Plant	1	As per Schedule -II
10	S-10	DG Set (1000 KVA) - Methanol Plant	1	As per Schedule -II
11	S-11	IPA Flare Stack	1	As per Schedule -II

Sr No.	Stack No.	Description of stack / source	Number of Stack	Standards to be achieved
12	S-12	DG Set (20 KVA)	1	As per Schedule -II

6. **Non-Hazardous Wastes:**

Sr No	Type of Waste	Quantity	UoM	Treatment	Disposal
1	CANTEEN FOOD WASTE	2190	Kg/Annum	Composting (in house or through Auth. agency)	Used as manure
2	PAPER WASTE, CARTOON	730	Kg/Annum	NA	Sale to Auth. Party/ Vendor
3	PACKAGING WASTE	547.5	Kg/Annum	NA	Sale to Auth. Party/ Vendor
4	INSULATION WASTE	20	MT/A	Landfill	CHWTSDF
5	SPUN FILTERS	1	MT/A	Incineration/ Landfill	CHWTSDF

7. **Conditions under Hazardous & Other Wastes (M & T M) Rules 2016 for Collection, Segregation, Storage, Transportation, Treatment and Disposal of hazardous waste:**

Sr No	Category No./ Type	Quantity	UoM	Treatment	Disposal
1	5.1 Used or spent oil	15	KL/A	Recycle	Sale to Auth. Party/ Recycler/ CHWTSDF
2	5.2 Wastes or residues containing oil	1.1	MT/A	Incineration	CHWTSDF
3	18.1 Spent catalyst	48.34	MT/A	Recycle/ Landfill	Sale to Auth. Party/ Recycler/ CHWTSDF
4	33.1 Empty barrels /containers /liners contaminated with hazardous chemicals /wastes	110	Nos./Y	Recycle	Sale to Auth. Party/ CHWTSDF
5	35.1 KMNO4 Sludge/ Process residue	30	MT/A	Recycle/ Secured Landfill after treatment	Sale to Auth. Party/ CHWTSDF
6	33.1 Spray Cans	50	Nos./Y	Recycle	Sale to Auth. Party/ CHWTSDF
7	33.1 Used Containers	1000	Nos./Y	Recycle	Sale to Auth. Party/ CHWTSDF
8	17.2 Spent platinum Rhodium catalyst	35	Kg/Annum	Recycle	Sale to Auth. Party/ CHWTSDF
9	17.2 Spent / Used Denox catalyst (once in 6 year)	3	MT	Recycle	Sale to Auth. Party/ CHWTSDF

Sr No	Category No./ Type	Quantity	UoM	Treatment	Disposal
10	35.2 Spent ion exchange resin (DM Resin)	6	MT/A	Recycle / Incineration	Sale to Auth. Party/ CHWTSDF
11	5.2 Used oil filter (non-metallic)	15	MT/A	Incineration	CHWTSDF

8. **Conditions under Batteries (Management & Handling) Rules, 2001:**

Sr No	Type of Waste	Quantity	UoM	Disposal Path
1	LEAD ACID BATTERIES	20.00	Nos./Y	Sale to Auth. Party/ Recycler
2	Ni-Cd BATTERIES	100.00	Nos./Y	Sale to Auth. Party/ Recycler/ CHWTSDF
3	DRY CELL BATTERIES	100.00	Nos./Y	Sale to Auth. Party/ Recycler/ CHWTSDF

Specific Conditions for used Batteries:

- The applicant shall ensure that used batteries are not disposed of in any manner
- other than by depositing with the authorized dealer/ manufacturer/ registered recycler/ importer/ re-conditioner or at the designated collection center.
 - The applicant shall file half-yearly return in Form VIII to the M.P.C. Board.
 - Bulk consumers to their user units may auction used batteries to registered recyclers only.

9. **Conditions under E-Waste Management:**

Sr No	Type of Waste	Quantity	UoM	Disposal Path
1	E- Waste	2.00	MT/A	Sale to Auth. E-waste Handler/ Recycler

10. **Treatment and Disposal of Biomedical Waste generated to CBWTSDF:**

Sr.No	Category	Type of Waste	Quantity not to exceed (Kg/M)	Segregation Color coding	Treatment & Disposal
1	Yellow	a) Soiled Waste	20.00	Yellow colored non- chlorinated plastic bags	CBWTSDF
2	Red	Contaminated waste (Recyclable)	5.00	Red colored non chlorinated plastic bags or containers	CBWTSDF
3	White (Translucent)	Waste sharps including Metals	5.00	Puncture proof, Leak proof, tamper proof container	CBWTSDF
4	Blue	a) Glassware	20.00	Puncture proof & leak proof boxes or containers with blue colored marking.	CBWTSDF

11. The Board reserves the right to review, amend, suspend, revoke this consent and the same shall be binding on the industry.
12. This consent should not be construed as exemption from obtaining necessary NOC/ permission from any other Government authorities.
13. Industry shall send effluent to ETP of M/s Smartchem Tech. Ltd., Plot Nos. K-1, K-1 Part-1, K-1 Part-2, MIDC Talaja for treatment to achieve Consented standards. The treated effluent shall continue to be discharged to CETP for further treatment & disposal after confirming above standards till DFPCL completes laying of separate HDPE pipeline to carry treated effluent from STL to the low COD effluent disposal outlet sump at CETP. After the completion of pipeline work, STL is permitted to connect its treated effluent discharge to the new independent pipeline.
14. Industry will be held jointly and severally responsible for operation and maintenance of the ETP and, in case, if JVS results exceeds Consented standards, then both unit i.e. M/s Deepak Fertilizers & Petrochemicals Corporation Ltd. and M/s Smartchem Technologies Limited will be held equally & jointly responsible.
15. Industry shall comply with the conditions stipulated in interim directions on 17.09.2020.
16. Industry shall comply with the conditions stipulated in the Environment Clearance dtd. 24.02.2006.
17. This consent is issued overriding effect to earlier Consent to Operate accorded vide No. Format 1.0/CAC/ UAN No.:-Format1.0/CAC/UAN No.MPCB-CONSENT-0000146287/CO/2301000400 dated 03.01.2023.
18. This consent is issued as per the minutes of 20th Consent Appraisal Committee meeting held on 11.01.2024.



Received Consent fee of -

Sr.No	Amount(Rs.)	Transaction/DR.No.	Date	Transaction Type
1	6000.00	MPCB-DR-13931	07/09/2022	NEFT

Balance Consent fees is of Rs. 1,537/- as per existing C to O dated 20/8/2021 and will be considered at the time of next renewal.

Copy to:

1. Regional Officer, MPCB, Navi Mumbai and Sub-Regional Officer, MPCB, Talaja
 - They are directed to ensure the compliance of the consent conditions.
 - They are directed to forfeit the bank guarantee of Rs. 625000 & obtain top up total BG of Rs. 25 Lakh from the industry
2. Chief Accounts Officer, MPCB, Sion, Mumbai
3. CC-CAC Desk- for record & website updating purpose.

SCHEDULE-I

Terms & conditions for compliance of Water Pollution Control:

1. A] As per your application, you have proposed to send 1515.86 CMD industrial effluent to ETP of M/s Smartchem Tech. Ltd., Plot Nos. K-1, K-1 Part-1, K-1 Part-2, MIDC Talaja having designed capacity of 4800 CMD comprising of Process Waste Collection Tank, Collection Tank (Phosphatic Effluent), Reaction Tank-I, Clariflocculator, Collection Tank (IPA Effluent), Aeration Tank (IPA Effluent), Clarifier (IPA Effluent), Reaction Tank-IIA, Reaction Tank-IIA, Ammonia Stripper-I Collection Tank, Reaction Tank-II, Denitrification Tank (Stage-I), Denitrification Tank (Stage-I), Clarifier, Denitrification Tank (Stage-II), Clarifier, Denitrification Tank (Stage-II), Clarifier, Dissolved Air Floatation (DAF), Final Polishing Tank.
- B] The Applicant shall operate the effluent treatment plant (ETP) to treat the trade effluent so as to achieve the following standards prescribed by the Board or under EP Act, 1986 and Rules made there under from time to time, whichever is stringent:

Sr.No	Parameters	Limiting concentration not to exceed in mg/l, except for pH
(1)	pH	6.5 to 8.5
(2)	Oil & Grease	10
(3)	BOD (3 days 27°C)	100
(4)	Total Suspended solids	100
(5)	COD	250
(6)	TDS	2100
(7)	Ammoniacal Nitrogen as N	50
(8)	Total Kjeldhal Nitrogen (TKN) as N	75
(9)	Free Ammoniacal Nitrogen as N	4
(10)	Fluoride as F	10
(11)	Dissolved Phosphate as P	5
(12)	Nitrate Nitrogen as N	20

- C] The treated effluent shall be discharged into CETP for further treatment & disposal through ETP of M/s Smartchem Tech. Ltd. after confirming above standards. The treated effluent shall continue to be discharged to CETP for further treatment & disposal after confirming above standards till DFPCL completes laying of separate HDPE pipeline to carry treated effluent from STL to the low COD effluent disposal outlet sump at CETP. After the completion of pipeline work, STL is permitted to connect its treated effluent discharge to the new independent pipeline. In no case, effluent shall find its way for gardening / outside factory premises.
2. A] As per your application, you have proposed to send 51.5 CMD domestic effluent to ETP of M/s Smartchem Tech. Ltd. for treatment & disposal.
- B] Industry shall comply prescribed standards & disposal path as prescribed at Sr. No. 1 B & C of schedule I.

3. The Board reserves its rights to review plans, specifications or other data relating to plant setup for the treatment of waterworks for the purification thereof & the system for the disposal of sewage or trade effluent or in connection with the grant of any consent conditions. The Applicant shall obtain prior consent of the Board to take steps to establish the unit or establish any treatment and disposal system or an extension or addition thereto.
4. The industry shall ensure replacement of pollution control system or its parts after expiry of its expected life as defined by manufacturer so as to ensure the compliance of standards and safety of the operation thereof.
5. The Applicant shall comply with the provisions of the Water (Prevention & Control of Pollution) Act, 1974 and as amended, by installing water meters and other provisions as contained in the said act:

Sr. No.	Purpose for water consumed	Water consumption quantity (CMD)
1.	Industrial Cooling, spraying in mine pits or boiler feed	6724.00
2.	Domestic purpose	56.00
3.	Processing whereby water gets polluted & pollutants are easily biodegradable	1024.20
4.	Processing whereby water gets polluted & pollutants are not easily biodegradable and are toxic	0.00
5.	Gardening	0

6. The Applicant shall provide Specific Water Pollution control system as per the conditions of EP Act, 1986 and rule made there under from time to time/ Environmental Clearance/ CREP guidelines.

SCHEDULE-II

Terms & conditions for compliance of Air Pollution Control:

1. As per your application, you have provided the Air pollution control (APC) system and erected following stack (s) to observe the following fuel pattern:

Stack No.	Source	APC System provided/proposed	Stack Height(in mtr)	Type of Fuel	Sulphur Content(in %)	Pollutant	Standard
S-1	Methanol Primary Reformer	Stack	30.00	Natural gas 1946 Kg/Hr	-	NO ₂	400 Mg/Nm ³
S-2	Weak Nitric Acid plant-3	Scrubber	60.00	-	-	NO ₂	400 Mg/Nm ³
S-3	Boiler-A & B	Stack	30.00	NATURA GAS 2221 Kg/Hr	-	NO _x	350 Mg/Nm ³
						PM	10 Mg/Nm ³

Stack No.	Source	APC System provided/proposed	Stack Height(in mtr)	Type of Fuel	Sulphur Content(in %)	Pollutant	Standard
S-4	Boiler-C	Stack	30.50	NATURAL GAS 444 Kg/Hr	-	NOx	350 Mg/Nm ³
						PM	10 Mg/Nm ³
S-5	BOILER-D	Stack	63.00	NATURAL GAS 1644 Kg/Hr	-	NOx	350 Mg/Nm ³
						PM	10 Mg/Nm ³
S-6	Heat Recovery steam generator 1- Attached to gas turbine 1	Stack	30.00	NATURAL GAS 1331 Kg/Hr	-	NOx	350 Mg/Nm ³
						PM	10 Mg/Nm ³
S-7	Heat Recovery steam generator 2- Attached to gas turbine 2	Stack	30.00	NATURAL GAS 1331 Kg/Hr	-	NOx	350 Mg/Nm ³
						PM	10 Mg/Nm ³
S-8	Heat Recovery steam generator 5- Attached to gas turbine 5	Stack	30.00	NATURAL GAS 1534 Kg/Hr	-	NOx	350 Mg/Nm ³
						PM	10 Mg/Nm ³
S-9	DG Set (200 KVA) - IPA Plant	Stack of height 3 mtrs above roof	3.00	DIESEL 33 Kg/Hr	1	SO2	16 Kg/Day
S-10	DG Set (1000 KVA) - Methanol Plant	Stack of height 6.5 mtrs above roof	6.50	DIESEL 166.66 Kg/Hr	1	SO2	80 Kg/Day
S-11	IPA Flare Stack (Burning shall be smokeless)	Stack	65.00	NATURAL GAS 1.84 Kg/Hr	-	-	-
S-12	DG Set (20 KVA)	Stack	2.50	Diesel 4.2 Ltr/Hr	1	TPM	150 Mg/Nm ³

2. The Applicant shall provide Specific Air Pollution control equipments as per the conditions of EP Act, 1986 and rule made there under from time to time/ Environmental Clearance / CREP guidelines.

- The Applicant shall obtain necessary prior permission for providing additional control equipment with necessary specifications and operation thereof or alteration or replacement/alteration well before its life come to an end or erection of new pollution control equipment.
- The Board reserves its rights to vary all or any of the condition in the consent, if due to any technological improvement or otherwise such variation (including the change of any control equipment, other in whole or in part is necessary).

SCHEDULE-III

Details of Bank Guarantees:

Sr. No.	Consent(C2E/C2O/C2R)	Amt of BG Imposed	Submission Period	Purpose of BG	Compliance Period	Validity Date
1	C2R	2500000	Within 15 days	Towards O&M of pollution control systems and towards compliance of the Consent conditions	31.03.2026	31.07.2026

** The above Bank Guarantee(s) shall be submitted by the applicant in favour of Regional Officer at the respective Regional Office within 15 days of the date of issue of Consent.

Existing BG obtained for above purpose if any may be extended for period of validity as above.

BG Forfeiture History

Srno.	Consent (C2E/C2O/C2R)	Amount of BG Imposed	Submission Period	Purpose of BG	Amount of BG Forfeiture	Reason of BG Forfeiture
1	C to R	25 Lakh	Existing	Towards O&M of pollution control systems and towards compliance of the Consent conditions	625000	Towards JVS exceedance

BG Return details

Srno.	Consent (C2E/C2O/C2R)	BG Imposed	Purpose of BG	Amount of BG Returned
NA				

SCHEDULE-IV

General Conditions:

- Consumers or bulk consumers of electrical and electronic equipment listed in Schedule I shall ensure that e-waste generated by them is channelised through collection centre or dealer of authorised producer or dismantler or recycler or through the designated take back service provider of the producer to authorised dismantler or recycler
- Bulk consumers of electrical and electronic equipment listed in Schedule I shall maintain records of e-waste generated by them in Form-2 and make such records available for scrutiny by the concerned State Pollution Control Board

3. Consumers or bulk consumers of electrical and electronic equipment listed in Schedule I shall ensure that such end-of-life electrical and electronic equipment are not admixed with e-waste containing radioactive material as covered under the provisions of the Atomic Energy Act, 1962 (33 of 1962) and rules made there under;
4. Bulk consumers of electrical and electronic equipment listed in Schedule I shall file annual returns in Form-3, to the concerned State Pollution Control Board on or before the 30th day of June following the financial year to which that return relates. In case of the bulk consumer with multiple offices in a State, one annual return combining information from all the offices shall be filed to the concerned State Pollution Control Board on or before the 30th day of June following the financial year to which that return relates.
5. Specific Conditions for storage, Handling and Disposal of Waste from Electrical & Electronic equipment (WEEE):
 1. **Collection of WEEE** - The applicant must provide appropriate and dedicated vehicles duly identified as per the norms for transportation of Hazardous Waste. The applicant shall obtain all the required permits for transportation of WEEE from competent authority. The applicant shall ensure the safe transport of the WEEE without any spillage during transportation.

Storage for disassembled parts: The applicant must provide appropriate storage for disassembled spare parts from WEEE. Some spare parts (e.g. motors and compressors) will contain oil and/or other fluids. Such part must be appropriately segregated and stored in containers that are secured such that oil and other fluids cannot escape from them. These containers must be stored on an area with an area with an impermeable surface and a sealed drainage system.
 2. **Storage for other components and residues:** Other components and residues arising from the treatment of WEEE will need to be contained following their removal for disposal or recovery. Where they contain hazardous substances they should be stored on impermeable surface and in appropriate containers or bays with weatherproof covering. Containers should be clearly labelled to identify their contents and must be secured so that liquids, including rain water cannot enter them. Components should be segregated having regard to their eventual destinations and the compatibility of the component types. All batteries should be handled and stored having regard to the potential fire risk associated with them.
 3. **Balances :** WEEE Guidelines also requires that sites for handling of WEEE have "balances to measure the weight of the segregated waste". The objective is to ensure that a record of weights can be maintained of WEEE entering a facility and components and materials leaving each site (together with their destinations). The nature of the weighing equipment should be appropriate for the type and quantity of WEEE being processed.
 4. Plastic, which cannot be recycled and is hazardous in nature, is recommended to be land filled in nearby CHWTSDF.
 5. Ferrous and nonferrous metal recycling facilities fall under the purview of existing environmental regulations for air, water, noise, land and soil pollution and generation of hazardous waste and the same should be followed.
 6. CFCS should be either reused or incinerated in common hazardous waste Incineration facilities at CHWTSDF.
 7. Waste Oil should be either reused or incinerated in common hazardous waste incineration facilities.
 8. PCB's containing capacitors shall be incinerated in common hazardous waste incineration facilities at CHWTSDF.

9. Mercury recovery and lead recycling facilities from batteries fall under the Hazardous & Other Wastes (M & TM) Rules, 2016.
 10. Existing environmental regulations for air; water; noise, land and soil pollution and generation of hazardous waste and the same should be followed. In case Mercury or lead recovery is very low, they can be temporarily stored at e-waste recycling facility and later disposed in TSDF.
 11. The industry shall maintain records of the e-waste purchased, processed in Form-2 and shall file annual returns of its activities of previous year in Form-3 as per Rules 11(9) & 13(3)(vii) of the E-Waste(M) Rules, 2016; on or before 30th day of June of every year.
6. The Energy source for lighting purpose shall preferably be LED based
 7. The PP shall harvest rainwater from roof tops of the buildings and storm water drains to recharge the ground water and utilize the same for different industrial applications within the plant
 8. Conditions for D.G. Set
 - a) Noise from the D.G. Set should be controlled by providing an acoustic enclosure or by treating the room acoustically.
 - b) Industry should provide acoustic enclosure for control of noise. The acoustic enclosure/ acoustic treatment of the room should be designed for minimum 25 dB (A) insertion loss or for meeting the ambient noise standards, whichever is on higher side. A suitable exhaust muffler with insertion loss of 25 dB (A) shall also be provided. The measurement of insertion loss will be done at different points at 0.5 meters from acoustic enclosure/room and then average.
 - c) Industry should make efforts to bring down noise level due to DG set, outside industrial premises, within ambient noise requirements by proper siting and control measures.
 - d) Installation of DG Set must be strictly in compliance with recommendations of DG Set manufacturer.
 - e) A proper routine and preventive maintenance procedure for DG set should be set and followed in consultation with the DG manufacturer which would help to prevent noise levels of DG set from deteriorating with use.
 - f) D.G. Set shall be operated only in case of power failure.
 - g) The applicant should not cause any nuisance in the surrounding area due to operation of D.G. Set.
 - h) The applicant shall comply with the notification of MoEFCC, India on Environment (Protection) second Amendment Rules vide GSR 371(E) dated 17.05.2002 and its amendments regarding noise limit for generator sets run with diesel.
 9. The applicant shall maintain good housekeeping.
 10. The non-hazardous solid waste arising in the factory premises, sweepings, etc. be disposed of scientifically so as not to cause any nuisance / pollution. The applicant shall take necessary permissions from civic authorities for disposal of solid waste.
 11. The applicant shall not change or alter the quantity, quality, the rate of discharge, temperature or the mode of the effluent/emissions or hazardous wastes or control equipments provided for without previous written permission of the Board. The industry will not carry out any activity, for which this consent has not been granted/without prior consent of the Board.
 12. The industry shall ensure that fugitive emissions from the activity are controlled so as to maintain clean and safe environment in and around the factory premises.
 13. The industry shall submit quarterly statement in respect of industries obligation towards consent and pollution control compliance's duly supported with documentary evidences (format can downloaded from MPCB official site).
 14. The industry shall submit official e-mail address and any change will be duly informed to the MPCB.

15. The industry shall achieve the National Ambient Air Quality standards prescribed vide Government of India, Notification No. B-29016/20/90/PCI-L dated. 18.11.2009 as amended.
16. The Board reserves its rights to review plans, specifications or other data relating to plant setup for the treatment of waterworks for the purification thereof & the system for the disposal of sewage or trade effluent or in connection with the grant of any consent conditions. The Applicant shall obtain prior consent of the Board to take steps to establish the unit or establish any treatment and disposal system or an extension or addition thereto.
17. The industry shall ensure replacement of pollution control system or its parts after expiry of its expected life as defined by manufacturer so as to ensure the compliance of standards and safety of the operation thereof.
18. The PP shall provide personal protection equipment as per norms of Factory Act.
19. Industry should monitor effluent quality, stack emissions and ambient air quality monthly/quarterly.
20. Whenever due to any accident or other unforeseen act or even, such emissions occur or is apprehended to occur in excess of standards laid down, such information shall be forthwith Reported to Board, concerned Police Station, office of Directorate of Health Services, Department of Explosives, Inspectorate of Factories and Local Body. In case of failure of pollution control equipments, the production process connected to it shall be stopped.
21. The applicant shall provide an alternate electric power source sufficient to operate all pollution control facilities installed to maintain compliance with the terms and conditions of the consent. In the absence, the applicant shall stop, reduce or otherwise, control production to abide by terms and conditions of this consent.
22. The industry shall recycle/reprocess/reuse/recover Hazardous Waste as per the provision contain in the Hazardous and Other Wastes (M & TM) Rules 2016, which can be recycled /processed /reused /recovered and only waste which has to be incinerated shall go to incineration and waste which can be used for land filling and cannot be recycled/reprocessed etc. should go for that purpose, in order to reduce load on incineration and landfill site/environment.
23. An inspection book shall be opened and made available to the Board's officers during their visit to the applicant.
24. Industry shall strictly comply with the Water (P&CP) Act, 1974, Air (P&CP) Act, 1981 and Environmental Protection Act, 1986 and industry specific standard under EP Rules 1986 which are available on MPCB website (www.mpcb.gov.in).
25. Separate drainage system shall be provided for collection of trade and sewage effluents. Terminal manholes shall be provided at the end of the collection system with arrangement for measuring the flow. No effluent shall be admitted in the pipes/sewers downstream of the terminal manholes. No effluent shall find its way other than in designed and provided collection system.
26. Neither storm water nor discharge from other premises shall be allowed to mix with the effluents from the factory.
27. The industry should not cause any nuisance in surrounding area.
28. The industry shall take adequate measures for control of noise levels from its own sources within the premises so as to maintain ambient air quality standard in respect of noise to less than 75 dB (A) during day time and 70 dB (A) during night time. Day time is reckoned in between 6 a.m. and 10 p.m. and night time is reckoned between 10 p.m. and 6 a.m.

29. The industry shall create the Environmental Cell by appointing an Environmental Engineer, Chemist and Agriculture expert for looking after day to day activities related to Environment and irrigation field where treated effluent is used for irrigation.
30. The applicant shall provide ports in the chimney/(s) and facilities such as ladder, platform etc. for monitoring the air emissions and the same shall be open for inspection to/and for use of the Board's Staff. The chimney(s) vents attached to various sources of emission shall be designated by numbers such as S-1, S-2, etc. and these shall be painted/ displayed to facilitate identification.
31. The industry should comply with the Hazardous and Other Wastes (M & TM) Rules, 2016 and submit the Annual Returns as per Rule 6(5) & 20(2) of Hazardous and Other Wastes (M & TM) Rules, 2016 for the preceding year April to March in Form-IV by 30th June of every year.
32. The applicant shall install a separate meter showing the consumption of energy for operation of domestic and industrial effluent treatment plants and air pollution control system. A register showing consumption of chemicals used for treatment shall be maintained.
33. The applicant shall bring minimum 33% of the available open land under green coverage/ plantation. The applicant shall submit a yearly statement by 30th September every year on available open plot area, number of trees surviving as on 31st March of the year and number of trees planted by September end.
34. The Board reserves its rights to review plans, specifications or other data relating to plant setup for the treatment of waterworks for the purification thereof & the system for the disposal of sewage or trade effluent or in connection with the grant of any consent conditions.
35. The firm shall submit to this office, the 30th day of September every year, the Environment Statement Report for the financial year ending 31st March in the prescribed FORM-V as per the provisions of Rule 14 of the Environment (Protection) (second Amendment) Rules, 1992.
36. The Applicant shall obtain necessary prior permission for providing additional control equipment with necessary specifications and operation thereof or alteration or replacement/alteration well before its life come to an end or erection of new pollution control equipment.
37. The Board reserves its rights to vary all or any of the condition in the consent, if due to any technological improvement or otherwise such variation (including the change of any control equipment, other in whole or in part is necessary).
38. The applicant shall provide facility for collection of environmental samples and samples of trade and sewage effluents, air emissions and hazardous waste to the Board staff at the terminal or designated points and shall pay to the Board for the services rendered in this behalf.

This certificate is digitally & electronically signed.

EQUINOX TEST REPORT

Reference Number : EQNK-021-LAB-A-23-11-01670-A Report Issue Date : 11-Nov-23
 ULR-TC682023000075890F

INFORMATION PROVIDED BY CUSTOMER

Client Name : M/s Deepak Fertilisers & Petrochemicals Corporation Limited
 Address : Plot Nos. K-1 Part 1, K-2, K-3, K-4, K-5 & K-6, MIDC Talga, Tal. Parvel, Dist. Raigad.
 Contact Person : Madan Popeta / Vilhal Jadhav

PARTICULARS OF SAMPLE ANALYSED

Sampling Location : Near Methanol Gate	Date of Sampling : 1-Nov-23 to 2-Nov-23
Sample Description : Ambient Air Monitoring	Date of Receipt : 4-Nov-23
Temperature : 31.7°C	Date of Start of Analysis : 4-Nov-23
Relative Humidity : 55%	Date of End of Analysis : 9-Nov-23
Receptor Height : 3.0 m From Ground Level	Lateral Distance : 1.6 m

Discipline : Chemical

Group : Atmospheric Pollution

RESULTS OF ANALYSIS

Sr. No	Parameters	Units	Method	Result	Specified Limits*	Standards*
1	Particulate Matter < 2.5 µm	µgm ³	CFR 40 – Appendix L	45.6	< 50	NAAQS
2	Particulate Matter > 10.0 µm	µgm ³	IS 5182 : Part - 23	77.0	< 100	NAAQS
3	Carbon Monoxide	ngm ³	SOP-ENV-39-00	0.7	< 4	NAAQS
4	Ozone	µgm ³	Method of Air Sampling and Analysis, 3 rd Edition – Method No - 411	13.1	<180	NAAQS
5	Nitrogen Dioxide	µgm ³	IS - 5182 : Part - 6	9.2	< 80	NAAQS
6	Sulphur Dioxide	µgm ³	IS - 5182 : Part - 2	18.3	< 80	NAAQS
7	Lead	µgm ³	SOP-ENV-37-00	<0.5	< 1	NAAQS
8	Ammonia	µgm ³	Method of Air Sampling and Analysis, 3 rd Edition – Method No - 401	21	< 400	NAAQS
9	Benzene	µgm ³	IS - 5182 : Part 11	< 1.0	< 5	NAAQS
10	Benz Pyrene	ngm ³	IS - 5182 : Part 12	< 0.1	< 1	NAAQS
11	Arsenic	ngm ³	SOP-ENV-37-00	< 0.026	< 6	NAAQS
12	Nickel	ngm ³	SOP-ENV-37-00	< 2.02	= 20	NAAQS
13	Hydrocarbon (HC)	µgm ³	IS 5182-Part 17 : 1979	<1.0	-	Not Specified
14	Acid Mist	µgm ³	By Titration	10.4	-	Not Specified
15	HCL	µgm ³	By Titration	10.4	-	Not Specified
16	Sulphur Trioxide	µgm ³	By Catalisosh	24.1	-	Not Specified
17	Fluoride as F	ngm ³	IS 5185-Part 13	<0.1	-	Not Specified

*NAAQS : National Ambient Air Quality Standards.

Remark : All the parameters are found within limits.

Assistant Manager - Air
 (Authorised Signatory)
 Mr. Akur Mandhara



Technical Manager - Instrumentation
 (Authorised Signatory)
 Mr. Sachin Tarde

Note:

1. This report is valid for the reference sample only.
2. Test report shall not be reproduced, stored, copied, & with written approval of Equinox Labs Private Limited.
3. This report should not be used for advertisement or public document.
4. This service has been provided by the customer and results will be valid for the service as rendered by the lab.
5. The information provided by customer can affect the validity of results.

END OF REPORT

Your Testing and Auditing Partner

EQUINOX TEST REPORT

Reference Number : EQNX001LABA23-11-01071A Report Issue Date : 11-Nov-23
 L/LR-TC/8202300075899F

INFORMATION PROVIDED BY CUSTOMER

Client Name : M/s Deepak Fertilizers & Petrochemicals Corporation Limited
 Address : Plot Nos. K-1 Part 1, K-2, K-3, K-4, K-5 & K-6, MIDC Taluja, Tal. Palave, Dist. Raigad
 Contact Person : Madan Popeti / Vilhal Jadhav

PARTICULARS OF SAMPLE ANALYSED

Sampling Location : Near IPA Ovals	Date of Sampling : 1-Nov-23 to 2-Nov-23
Sample Description : Ambient Air Monitoring	Date of Receipt : 4-Nov-23
Temperature : 31.7°C	Date of Start of Analysis : 4-Nov-23
Relative Humidity : 55%	Date of End of Analysis : 9-Nov-23
Receptor Height : 3.0 m From Ground Level	Lateral Distance : 1.5 m

Discipline : Chemical

Group : Atmospheric Pollution

RESULTS OF ANALYSIS

Sr. No	Parameters	Units	Method	Result	Specified Limits*	Standards*
1	Particulate Matter < 2.5 µm	µg/m ³	CFR 40 - Appendix L	50.4	< 60	NAAQs
2	Particulate Matter < 10.0 µm	µg/m ³	IS 5182 - Part - 23	80.0	< 100	NAAQs
3	Carbon Monoxide	mg/m ³	ISOP-ENV-37-02	0.6	< 4	NAAQs
4	Ozone	µg/m ³	Method of Air Sampling and Analysis, 3 rd Edition - Method No - 411	15.2	< 180	NAAQs
5	Nitrogen Dioxide	µg/m ³	IS - 5182 - Part - 5	7.4	< 30	NAAQs
6	Sulphur Dioxide	µg/m ³	IS - 5182 - Part - 2	17.5	< 30	NAAQs
7	Lead	µg/m ³	ISOP-ENV-37-02	< 0.5	< 1	NAAQs
8	Ammونيا	µg/m ³	Method of Air Sampling and Analysis, 3 rd Edition - Method No - 401	25.3	< 400	NAAQs
9	Benzene	µg/m ³	IS - 5182 - Part 11	< 1.0	< 5	NAAQs
10	Benzo Pyrene	ng/m ³	IS - 5182 - Part 12	< 0.1	< 1	NAAQs
11	Arsenic	ng/m ³	ISOP-ENV-37-02	< 0.005	< 5	NAAQs
12	Nickel	ng/m ³	ISOP-ENV-37-02	< 0.02	< 20	NAAQs
13	Hydrocarbon (HC)	µg/m ³	IS 5182-Part 17 :1976	<1.0	-	Not Specified
14	Acid Mist	µg/m ³	By Titration	8.8	-	Not Specified
15	HCL	µg/m ³	By Titration	8.8	-	Not Specified
16	Sulphur Trioxide	µg/m ³	By Calculation	21.8	-	Not Specified
17	Fluoride as F	mg/m ³	IS 5182-Part 13	<0.1	-	Not Specified

*NAAQs : National Ambient Air Quality Standards.

Remark : All the parameters are found within limits

Assistant Manager - Air
 (Authorized Signatory)
 Mr. Akul Marathe



Technical Manager - Instrumentation
 (Authorized Signatory)
 Mr. Sachin Tambe



Note:

1. This report is valid for the tested sample only.
2. This report shall not be reproduced without the prior written approval of Equinox Labs Private Limited.
3. This report should not be used for advertisement or public display.
4. The accuracy has been provided by the customer and it is subject to the accuracy as measured by the lab.
5. The information provided by customer can affect the validity of results.

****END OF REPORT****

Your Testing and Auditing Partner

EQUINOX TEST REPORT

Reference Number : EQNX001 LAB A 22-11-01073 A Report Issue Date : 11-Nov-23
 L&R-TC68020300075809F

INFORMATION PROVIDED BY CUSTOMER

Client Name : M/s Deepak Fertilizers & Petrochemicals Corporation Limited
 Address : Plot Nos. K-1 Part 1, K-2, K-3, K-4, K-5 & K-6, MIDC Tarapur, Tal. Panvel, Dist. Raigad.
 Contact Person : Madan Popata / Vithal Jadhav

PARTICULARS OF SAMPLE ANALYSED

Sampling Location : Near WMA 3 Plant Area	Date of Sampling : 1-Nov-23 to 2-Nov-23
Sample Description : Ambient Air Monitoring	Date of Receipt : 4-Nov-23
Temperature : 31.7°C	Date of Start of Analysis : 4-Nov-23
Relative Humidity : 56%	Date of End of Analysis : 9-Nov-23
Receptor Height : 3.0 m From Ground Level	Lateral Distance : 1.5 m

Discipline : Chemical

Group : Atmospheric Pollution

RESULTS OF ANALYSIS

Sr. No	Parameters	Units	Method	Result	Specified Limits*	Standards*
1	Particulate Matter < 2.5 µm	µg/m ³	CFR 40 - Appendix L	52.0	< 60	NAAQs
2	Particulate Matter < 10.0 µm	µg/m ³	IS 5182 - Part - 20	79.0	< 100	NAAQs
3	Carbon Monoxide	mg/m ³	ISOP-ENV-29-00	0.0	< 4	NAAQs
4	Ozone	µg/m ³	Method of Air Sampling and Analysis, 3 rd Edition - Method No. - 411	17.1	< 180	NAAQs
5	Nitrogen Dioxide	µg/m ³	IS - 5182 - Part - 6	7.2	< 80	NAAQs
6	Sulphur Dioxide	µg/m ³	IS - 5182 - Part - 2	17.5	< 80	NAAQs
7	Lead	µg/m ³	ISOP-ENV-37-00	< 0.5	< 1	NAAQs
8	Ammonia	µg/m ³	Method of Air Sampling and Analysis, 3 rd Edition - Method No. - 401	27.5	< 400	NAAQs
9	Benzene	µg/m ³	IS - 5182 - Part 11	< 1.0	< 5	NAAQs
10	Benzo Pyrene	ng/m ³	IS - 5182 - Part 12	< 0.1	< 1	NAAQs
11	Arsenic	ng/m ³	ISOP-Env-37-00	< 0.005	< 6	NAAQs
12	Nickel	ng/m ³	ISOP-ENV-37-00	< 0.02	< 20	NAAQs
13	Hydrocarbon (HC)	µg/m ³	IS 5182-Part 17, 1979	< 1.0	-	Not Specified
14	Acid Met	µg/m ³	By Titration	10.4	-	Not Specified
15	HCL	µg/m ³	By Titration	10.4	-	Not Specified
16	Sulphur Trioxide	µg/m ³	By Calculation	21.8	-	Not Specified
17	Fluoride as F	µg/m ³	IS 5182-Part 13	< 0.1	-	Not Specified

*NAAQs : National Ambient Air Quality Standards.

Remark : All the parameters are found within limits

Assistant Manager - Air
 (Authorized Signatory)
 Mr. Abul Manthare



Technical Manager - Instrumentation
 (Authorized Signatory)
 Mr. Sankar Tambe

Notes :

1. This report is valid for the tested sample only.
2. This report shall not be reproduced without the sign & official stamp of Equinox Labs Private Limited.
3. This report should not be used for advertisement / legal purpose.
4. The respective fees/bills are payable by the customer and receipt should be submitted to the service AUTHORIZED by the lab.
5. The information provided by customer can affect the validity of results.

END OF REPORT

Your Testing and Auditing Partner

EQUINOX TEST REPORT

Reference Number : EQNX-001-LAB-A-23-11-03082 A

Report Issue Date : 15-Nov-23
 UIR-TC082023050077841F

INFORMATION PROVIDED BY CUSTOMER

Client Name : M/s Deepak Fertilizers & Petrochemicals Corporation Limited
 Address : Plot Nos. K-1 Part 1, K-2, K-3, K-4, K-5 & K-6, MIDC Talaja, Tal. Parvel, Dist. Raigad
 Contact Person : Madan Popeta / Vilthal Jadhav

PARTICULARS OF SAMPLE ANALYSED

Sampling Location : Near Acid Tank Farm Area / DFPCL	Date of Sampling : 08-Nov-23 To 09-Nov-23
Sample Description : Ambient Air Monitoring	Date of Receipt : 15-Nov-23
Temperature : 32°C	Date of Start of Analysis : 15-Nov-23
Relative Humidity : 56%	Date of End of Analysis : 15-Nov-23
Receptor Height : 3.0 m From Ground Level	Lateral Distance : 1.5 m

Discipline : Chemical

Group : Atmospheric Pollution

RESULTS OF ANALYSIS

Sr. No	Parameters	Units	Method	Result	Specified Limits*	Standards*
1	Particulate Matter < 2.5 µm	µg/m ³	CFR 40 – Appendix L	42.9	< 50	NAAQS
2	Particulate Matter < 10.0 µm	µg/m ³	IS 5182 : Part - 23	74.4	< 100	NAAQS
3	Carbon Monoxide	mg/m ³	SOP-ENV-30-00	0.7	< 4	NAAQS
4	Ozone	µg/m ³	Method of Air Sampling and Analysis, 3 rd Edition – Method No - 411	12.1	<180	NAAQS
5	Nitrogen Dioxide	µg/m ³	IS - 5182 : Part - 6	6.7	< 80	NAAQS
6	Sulphur Dioxide	µg/m ³	IS - 5182 : Part - 2	23	< 80	NAAQS
7	Lead	µg/m ³	SOP-ENV-37-00	<0.5	< 1	NAAQS
8	Ammonia	µg/m ³	Method of Air Sampling and Analysis, 3 rd Edition – Method No - 401	24.9	< 400	NAAQS
9	Benzene	µg/m ³	IS - 5182 : Part 11	< 1.0	< 5	NAAQS
10	Benzo Pyrene	ng/m ³	IS - 5182 : Part 12	< 0.1	< 1	NAAQS
11	Arsenic	ng/m ³	SOP-ENV-37-00	< 0.005	< 6	NAAQS
12	Nickel	ng/m ³	SOP-ENV-37-00	< 0.02	< 20	NAAQS

*NAAQS : National Ambient Air Quality Standards.

Remark : All the parameters are found within limits.


 Assistant Manager - Air
 (Authorised Signatory)
 Mr. Atul Mandhara




 Technical Manager - Instrumentation
 (Authorised Signatory)
 Mr. Sachin Tambe



Note:

1. This report is valid for the tested sample only.
2. This report shall not be reproduced, except in full & with written approval of Equinox Labs Private Limited.
3. This report should not be used for advertisement / official purpose.
4. The samples has been provided by the customer and results applied to the sample as received by the lab.
5. The information provided by customer can affect the validity of results.

****END OF REPORT****

Your Testing and Auditing Partner

EQUINOX TEST REPORT

Reference Number : EQNX001.LAB.A-23-12.09826 A

Report Issue Date : 20-Dec-23
 ULR-TC65202300096512F

INFORMATION PROVIDED BY CUSTOMER

Client Name : M/s Deepak Fertilizers & Petrochemicals Corporation Limited
 Address : Plot Nos. K-1 Part 1, K-2, K-3, K-4, K-5 & K-6, MIDC Taraja, Tal.Farvet, Dist. Raigad.
 Contact Person : Madan Popeta / Vilthal Jadhav

PARTICULARS OF SAMPLE ANALYSED

Sampling Location : Near Acid Tank
 Sample Description : Ambient Air Monitoring
 Temperature : 30.3°C
 Relative Humidity : 53%
 Receptor Height : 3.0 m From Ground Level

Date of Sampling : 11-Dec-23 to 12-Dec-23
 Date of Receipt : 13-Dec-23
 Date of Start of Analysis : 13-Dec-23
 Date of End of Analysis : 16-Dec-23
 Lateral Distance : 1.5 m

Discipline : Chemical
 Group : Atmospheric Pollution

RESULTS OF ANALYSIS

Sr. No	Parameters	Units	Method	Result	Specified Limits*	Standards*
1	Particulate Matter < 2.5 µm	µg/m ³	CFR 40 – Appendix L	50.4	< 60	NAAQS
2	Particulate Matter < 10.0 µm	µg/m ³	IS 5182 : Part - 23	88.5	< 100	NAAQS
3	Carbon Monoxide	mg/m ³	SOP-ENV-39-00	0.9	< 4	NAAQS
4	Ozone	µg/m ³	Method of Air Sampling and Analysis, 3 rd Edition – Method No - 411	<1.0	<180	NAAQS
5	Nitrogen Dioxide	µg/m ³	IS - 5182 : Part - 6	15.2	< 60	NAAQS
6	Sulphur Dioxide	µg/m ³	IS - 5182 : Part - 2	<6.0	< 60	NAAQS
7	Lead	µg/m ³	SOP-ENV-37-00	<0.5	< 1	NAAQS
8	Ammonia	µg/m ³	Method of Air Sampling and Analysis, 3 rd Edition – Method No - 401	40.9	< 400	NAAQS
9	Benzene	µg/m ³	IS - 5182 : Part 11	< 1.0	< 5	NAAQS
10	Benzo Pyrene	ng/m ³	IS - 5182 : Part 12	< 0.1	< 1	NAAQS
11	Arsenic	ng/m ³	SOP-ENV-37-00	< 0.005	< 6	NAAQS
12	Nickel	ng/m ³	SOP-ENV-37-00	< 0.02	< 20	NAAQS

*NAAQS : National Ambient Air Quality Standards

Remark : All the parameters are found within limits.


 Assistant Manager - Air
 (Authorized Signatory)
 Mr. Anil Mandhare




 Technical Manager - Instrumentation
 (Authorized Signatory)
 Mr. Sachin Tambe



Note :

1. This report is valid for the tested sample only.
2. Test report shall not be reproduced except in full & with written approval of Equinox Labs Private Limited.
3. This report should not be used for advertisement / judicial purpose.
4. The samples has been provided by the customer and results applied to the sample as received by the lab.
5. The information provided by customer can affect the validity of results.

****END OF REPORT****

Your Testing and Auditing Partner

EQUINOX TEST REPORT

Reference Number : EQN0001-LAB-A-23-03827 A

Report Issue Date : 20-Dec-23

URL-TC682023000085513F

INFORMATION PROVIDED BY CUSTOMER

Client Name : M/s Deepak Fertilizers & Petrochemicals Corporation Limited
 Address : Plot Nos. K-1 Part 1, K-2, K-3, K-4, K-5 & K-8, MIDC Talega, Tal,Parvat, Dist, Raigad.
 Contact Person : Madan Popeta / Vitthal Jadhav

PARTICULARS OF SAMPLE ANALYSED

Sampling Location : Near Methanol Gate	Date of Sampling : 11-Dec-23 to 12-Dec-23
Sample Description : Ambient Air Monitoring	Date of Receipt : 13-Dec-23
Temperature : 30.3°C	Date of Start of Analysis : 13-Dec-23
Relative Humidity : 53%	Date of End of Analysis : 18-Dec-23
Receptor Height : 3.0 m From Ground Level	Lateral Distance : 1.5 m

Discipline : Chemical
 Group : Atmospheric Pollution

RESULTS OF ANALYSIS

Sr. No	Parameters	Units	Method	Result	Specified Limits*	Standards*
1	Particulate Matter < 2.5 µm	µg/m ³	CFR 40 – Appendix L	52.0	< 60	NAAQS
2	Particulate Matter < 10.0 µm	µg/m ³	IS 5182 : Part - 23	87.0	< 100	NAAQS
3	Carbon Monoxide	mg/m ³	SOP-ENV-39-00	0.6	< 4	NAAQS
4	Ozone	µg/m ³	Method of Air Sampling and Analysis, 2 nd Edition – Method No - 411	1.1	<180	NAAQS
5	Nitrogen Dioxide	µg/m ³	IS - 5182 : Part - 5	9.3	< 60	NAAQS
6	Sulphur Dioxide	µg/m ³	IS - 5182 : Part - 2	<6.0	< 60	NAAQS
7	Lead	µg/m ³	SOP-ENV-37-00	<0.5	< 1	NAAQS
8	Amonia	µg/m ³	Method of Air Sampling and Analysis, 2 nd Edition – Method No - 401	7.4	< 400	NAAQS
9	Benzene	µg/m ³	IS - 5182 : Part 11	< 1.0	< 5	NAAQS
10	Benzo Pyrene	ng/m ³	IS - 5182 : Part 12	< 0.1	< 1	NAAQS
11	Arsenic	ng/m ³	SOP-ENV-37-00	< 0.005	< 6	NAAQS
12	Nickel	ng/m ³	SOP-ENV-37-00	< 0.02	< 20	NAAQS

*NAAQS : National Ambient Air Quality Standards.
 Remark : All the parameters are found within limits.


 Assistant Manager - Air
 (Authorized Signatory)
 Mr. Akul Mandhare




 Technical Manager - Instrumentation
 (Authorized Signatory)
 Mr. Sachin Tambhe



- Notes:
- This report is valid for the tested sample only.
 - Test report shall not be reproduced except in full & with written approval of Equinox Labs Private Limited.
 - This report should not be used for advertisement or judicial purposes.
 - The samples has been provided by the customer and results applied to the sample as received by the lab.
 - The information provided by customer can affect the validity of results.

****END OF REPORT****

Your Testing and Auditing Partner

EQUINOX TEST REPORT

Reference Number : EQNX/001/LAB/A/23-12/05828/A

Report Issue Date : 28-Dec-23

ULR-TC662023000086514F

INFORMATION PROVIDED BY CUSTOMER

Client Name : M/s Despa's Fertilizers & Petrochemicals Corporation Limited
 Address : Plot Nos. K-1 Part 1, K-2, K-3, K-4, K-5 & K-6, MIDC Talga, Tal. Panvel, Dist. Raigad.
 Contact Person : Madan Popata / Vithal Jadhav

PARTICULARS OF SAMPLE ANALYSED

Sampling Location : Near WNA - III Plant
 Sample Description : Ambient Air Monitoring
 Temperature : 30.3°C
 Relative Humidity : 53%
 Receptor Height : 3.0 m From Ground Level

Date of Sampling : 11-Dec-23 to 12-Dec-23
 Date of Receipt : 13-Dec-23
 Date of Start of Analysis : 13-Dec-23
 Date of End of Analysis : 18-Dec-23
 Lateral Distance : 1.5 m

Discipline : Chemical

Group : Atmospheric Pollution

RESULTS OF ANALYSIS

Sr. No	Parameters	Units	Method	Result	Specified Limits*	Standards*
1	Particulate Matter < 2.5 µm	µg/m ³	CPR 40 - Appendix L	44.5	< 60	NAAQS
2	Particulate Matter < 10.0 µm	µg/m ³	IS 5182 : Part - 23	83.3	< 100	NAAQS
3	Carbon Monoxide	mg/m ³	SOP-ENV-39-00	0.6	< 4	NAAQS
4	Ozone	µg/m ³	Method of Air Sampling and Analysis, 3 rd Edition - Method No - 411	<1.0	<180	NAAQS
5	Nitrogen Dioxide	µg/m ³	IS - 5182 : Part - 6	21.1	< 60	NAAQS
6	Sulphur Dioxide	µg/m ³	IS - 5182 : Part - 2	<6.0	< 80	NAAQS
7	Lead	µg/m ³	SOP-ENV-37-00	<0.5	< 1	NAAQS
8	Ammonia	µg/m ³	Method of Air Sampling and Analysis, 3 rd Edition - Method No - 401	19.4	< 400	NAAQS
9	Benzene	µg/m ³	IS - 5182 : Part 11	< 1.0	< 5	NAAQS
10	Benzo Pyrene	ng/m ³	IS - 5182 : Part 12	< 0.1	< 1	NAAQS
11	Arsenic	ng/m ³	SOP-ENV-37-00	< 0.005	< 6	NAAQS
12	Nickel	ng/m ³	SOP-ENV-37-00	< 0.02	< 20	NAAQS

*NAAQS : National Ambient Air Quality Standards.

Remark : All the parameters are found within limits.


 Assistant Manager - Air
 (Authorized Signatory)
 Mr. Anil Mandhare




 Technical Manager - Instrumentation
 (Authorized Signatory)
 Mr. Sochin Tambe



Note :

- This report is valid for the tested sample only.
- This report shall not be reproduced except in full & with written approval of Equinox Labs Private Limited.
- This report shall not be used for advertisement / public purpose.
- The samples has been provided by the customer and results applied to the sample as received by the lab.
- The information provided by customer can affect the validity of results.

END OF REPORT

Your Testing and Auditing Partner

EQUINOX TEST REPORT

Reference Number : EQNX-001-LAB/A/23-12-07600 A

Report Issue Date : 4-Jan-24

ULR-TC65202300090279F

INFORMATION PROVIDED BY CUSTOMER

Client Name : M/s Deepak Fertilizers & Petrochemicals Corporation Limited

Address : Plot No. K-1 Part 1, K-2, K-3, X-4, K-5 & K-6, MIDC Taleja, Tal. Parvat, Dist. Raigad.

Contact Person : Madan Popera / Vitthal Jadhav

PARTICULARS OF SAMPLE ANALYSED

Sampling Location : Near IPA Gate

Date of Sampling : 26-Dec-23 To 27-Dec-23

Sample Description : Ambient Air Monitoring

Date of Receipt : 26-Dec-23

Temperature : 29.3°C

Date of Start of Analysis : 26-Dec-23

Relative Humidity : 50%

Date of End of Analysis : 3-Jan-24

Receptor Height : 3.0 m From Ground Level

Lateral Distance : 1.5 m

Discipline : Chemical

Group : Atmospheric Pollution

RESULTS OF ANALYSIS

Sr. No	Parameters	Units	Method	Result	Specified Limits*	Standards*
1	Particulate Matter < 2.5 µm	µg/m ³	CFR 40 – Appendix L	49.7	< 60	NAAQS
2	Particulate Matter < 10.0 µm	µg/m ³	IS 5182 : Part - 25	89	< 100	NAAQS
3	Carbon Monoxide	mg/m ³	SOP-ENV-39-00	0.64	< 4	NAAQS
4	Ozone	µg/m ³	Method of Air Sampling and Analysis, 3 rd Edition – Method No - 411	<1.0	<180	NAAQS
5	Nitrogen Dioxide	µg/m ³	IS - 5182 : Part - 6	76.4	< 80	NAAQS
6	Sulphur Dioxide	µg/m ³	IS - 5182 : Part - 2	<6.0	< 60	NAAQS
7	Lead	µg/m ³	SOP-ENV-37-00	<0.5	< 1	NAAQS
8	Ammonia	µg/m ³	Method of Air Sampling and Analysis, 3 rd Edition – Method No - 401	26.2	< 400	NAAQS
9	Benzene	µg/m ³	IS - 5182 : Part 11	< 1.0	<5	NAAQS
10	Benzo Pyrene	ng/m ³	IS - 5182 : Part 12	< 0.1	< 1	NAAQS
11	Arsenic	ng/m ³	SOP-ENV-37-00	< 0.005	< 5	NAAQS
12	Nickel	ng/m ³	SOP-ENV-37-00	< 0.02	< 20	NAAQS

*NAAQS : National Ambient Air Quality Standards.

Remark : All the parameters are found within limits.


 Assistant Manager - Air
 (Authorised Signatory)
 Mr. Atul Mandhare




 Technical Manager - Instrumentation
 (Authorised Signatory)
 Mr. Sachin Tambe



Note:

- This report is valid for the tested sample only.
- Test report shall not be reproduced except in full & with written approval of Equinox Labs Private Limited.
- This report should not be used for advertisement / legal purpose.
- The samples has been provided by the customer and results applied to the sample as received by the lab.
- The information provided by customer can affect the validity of results.

END OF REPORT

Your Testing and Auditing Partner

EQUINOX TEST REPORT

Report Issue Date : 10-Jan-24
 URL-TC082034000201449F

Reference Number : EQNX-001-LAB-A-24-01-01-153-A

INFORMATION PROVIDED BY CUSTOMER

Client Name : M/s Deepak Fertilisers & Petrochemicals Corporation Limited
 Address : Plot Nos K-1 Part 1, K-2, K-3, K-4, K-5 & K-6, MIDC Talaja, Tal.Panvel, Dist. Raigad
 Contact Person : Madan Popata /Vithal Jadhav

PARTICULARS OF SAMPLE ANALYSED

Sampling Location : Near IPA Gate
 Sample Description : Ambient Air Monitoring
 Temperature : 29.3°C
 Relative Humidity : 55%
 Receptor Height : 3.0 m From Ground Level

Date of Sampling : 02-Jan-24 To 03-Jan-24
 Date of Receipt : 5-Jan-24
 Date of Start of Analysis : 5-Jan-24
 Date of End of Analysis : 9-Jan-24
 Lateral Distance : 1.5 m

Discipline : Chemical

Group : Atmospheric Pollution

RESULTS OF ANALYSIS

Sr. No	Parameters	Units	Method	Result	Specified Limits*	Standards
1	Particulate Matter < 2.5 µm	µg/m ³	CFR 40 – Appendix I	50.4	< 60	NAAQs
2	Particulate Matter < 10.0 µm	µg/m ³	IS 5182 : Part - 21	87.0	< 100	NAAQs
3	Carbon Monoxide	mg/m ³	SOP-ENV-39-00	0.5	< 4	NAAQs
4	Ozone	µg/m ³	Method of Air Sampling and Analysis, 3 rd Edition – Method No - 411	13.1	< 180	NAAQs
5	Nitrogen Dioxide	µg/m ³	IS - 5182 : Part - 8	3.9	< 80	NAAQs
6	Sulphur Dioxide	µg/m ³	IS - 5182 : Part - 2	< 0.0	< 80	NAAQs
7	Lead	µg/m ³	SOP-ENV-37-00	< 0.5	< 1	NAAQs
8	Ammonia	µg/m ³	Method of Air Sampling and Analysis, 3 rd Edition – Method No - 421	2.3	< 400	NAAQs
9	Benzene	µg/m ³	IS - 5182 : Part 11	< 1.0	< 5	NAAQs
10	Benzo Pyrene	ng/m ³	IS - 5182 : Part 12	< 0.1	< 1	NAAQs
11	Arsenic	ng/m ³	SOP-ENV-37-00	< 0.005	< 5	NAAQs
12	Nickel	ng/m ³	SOP-ENV-37-00	< 0.02	< 20	NAAQs

*NAAQs : National Ambient Air Quality Standards

Remark : All the parameters are found within limits.

Assistant Manager - Air
 (Authorised Signatory)
 Mr. Abul Mandhare



Technical Manager - Instrumentation
 (Authorised Signatory)
 Mr. Sachin Tambe

Notes:

- This report is valid for the tested sample only.
- This report shall neither be reproduced nor used in full or with without approval of Equinox Labs Private Limited.
- This report should not be used for advertisement / public purpose.
- The sample has been provided by the customer and result applied to the sample as received by the lab.
- The information provided by customer can affect the quality of results.

****END OF REPORT****

Your Testing and Auditing Partner

EQUINOX TEST REPORT

Report Issue Date : 10-Jan-24
 LCR:TD360024000001450F

Reference Number : EQNX.001.LAB.A.24.01.01194.A

INFORMATION PROVIDED BY CUSTOMER

Client Name : M/S Deepak Fertilisers & Petrochemicals Corporation Limited
 Address : Plot Nos. K-1 Part 1, K-2, K-3, K-4, K-5 & K-6, MIDC Talaja, Tal. Pawai, Dist. Rajgad.
 Contact Person : Madan Popeta / Vithal Jadhav

PARTICULARS OF SAMPLE ANALYSED

Sampling Location : Near Whs III Plant Area
 Sample Description : Ambient Air Monitoring
 Temperature : 29.3°C
 Relative Humidity : 55%
 Receptor Height : 2.0 m From Ground Level

Date of Sampling : 03-Jan-24 To 05-Jan-24
 Date of Receipt : 5-Jan-24
 Date of Start of Analysis : 5-Jan-24
 Date of End of Analysis : 9-Jan-24
 Lateral Distance : 1.5 m

Discipline : Chemical
 Gross : Atmospheric Pollution

RESULTS OF ANALYSIS

Sr. No	Parameters	Units	Method	Result	Specified Limits*	Standards*
1	Particulate Matter < 2.5 µm	µg/m ³	CFR 40 - Appendix L	40.0	≤ 50	NAAQS
2	Particulate Matter < 10.0 µm	µg/m ³	IS 5182 : Part - 23	85.2	< 100	NAAQS
3	Carbon Monoxide	mg/m ³	ISQ:ENV-39-00	0.0	< 4	NAAQS
4	Ozone	µg/m ³	Method of Air Sampling and Analysis, 3 rd Edition - Method No. - 411	2.8	< 180	NAAQS
5	Nitrogen Dioxide	µg/m ³	IS - 5182 : Part - 6	< 2.5	< 80	NAAQS
6	Sulphur Dioxide	µg/m ³	IS - 5182 : Part - 2	< 8.0	≤ 80	NAAQS
7	Lead	µg/m ³	ISQ:ENV-37-00	< 0.5	< 1	NAAQS
8	Arsenic	µg/m ³	Method of Air Sampling and Analysis, 3 rd Edition - Method No. - 401	< 2.0	≤ 400	NAAQS
9	Benzene	µg/m ³	IS - 5182 : Part 11	< 1.0	≤ 5	NAAQS
10	Benzo Pyrene	ng/m ³	IS - 5182 : Part 12	< 0.1	< 1	NAAQS
11	Arsenic	ng/m ³	ISQ:ENV-37-00	< 0.005	≤ 5	NAAQS
12	Nickel	ng/m ³	ISQ:ENV-37-00	< 0.02	≤ 20	NAAQS

*NAAQS : National Ambient Air Quality Standards

Remark : All the parameters are found within limits.

Assistant Manager - Air
 (Authorized Signatory)
 Mr. Atul Mandhare



Technical Manager - Instrumentation
 (Authorized Signatory)
 Mr. Sachin Tambe

Note :

- The report is valid for the tested sample only.
- Test report shall not be reproduced except in full with written approval of Equinox Labs Private Limited.
- The report should not be used for advertisement or public purposes.
- The samples has been provided by the customer and results reported in the sample as received by the lab.
- The information provided by customer can affect the validity of results.

END OF REPORT

Your Testing and Auditing Partner

EQUINOX TEST REPORT

Reference Number : EQNL001-LAB A-24-01-01195-A

Report Issue Date : 10-Jan-24
 CLR-TC082024000001451F

INFORMATION PROVIDED BY CUSTOMER

Client Name : M/s Deepak Fertilisers & Petrochemicals Corporation Limited
 Address : Plot Nos. K-1 Part 1, K-2, K-3, K-4, K-5 & K-6, MIDC Talaja, Tal. Parivet, Dist. Raigad.
 Contact Person : Madan Popeta / Vinay Jadhav

PARTICULARS OF SAMPLE ANALYSED

Sampling Location : Near Acid Tank	Date of Sampling : 02-Jan-24 To 03-Jan-24
Sample Description : Ambient Air Monitoring	Date of Receipt : 5-Jan-24
Temperature : 29.3°C	Date of Start of Analysis : 5-Jan-24
Relative Humidity : 55%	Date of End of Analysis : 9-Jan-24
Receptor Height : 3.0 m From Ground Level	Lateral Distance : 1.5 m

Discipline : Chemical

Group : Atmospheric Pollution

RESULTS OF ANALYSIS

Sr. No	Parameters	Units	Method	Result	Specified Limits*	Standards*
1	Particulate Matter < 2.5 µm	µg/m ³	CFR 40 - Appendix L	52.4	< 60	NAAQS
2	Particulate Matter < 10.0 µm	µg/m ³	IS 5182 : Part - 21	90.5	< 120	NAAQS
3	Carbon Monoxide	mg/m ³	SOP-ENV-28-00	0.7	< 4	NAAQS
4	Ozone	µg/m ³	Method of Air Sampling and Analysis, 3 rd Edition - Method No. - 411	<1.0	<180	NAAQS
5	Nitrogen Dioxide	µg/m ³	IS - 5182 : Part - 8	4.6	< 80	NAAQS
6	Sulphur Dioxide	µg/m ³	IS - 5182 : Part - 2	<0.0	< 80	NAAQS
7	Lead	µg/m ³	SOP-ENV-37-00	<0.5	< 1	NAAQS
8	Arsenic	µg/m ³	Method of Air Sampling and Analysis, 3 rd Edition - Method No. - 401	4.4	< 400	NAAQS
9	Benzene	µg/m ³	IS - 5182 : Part 11	< 1.0	< 5	NAAQS
10	Benz[a] Pyrene	ng/m ³	IS - 5182 : Part 12	< 0.1	< 1	NAAQS
11	Arsenic	ng/m ³	SOP-ENV-37-00	< 0.005	< 5	NAAQS
12	Nickel	ng/m ³	SOP-ENV-37-00	< 0.02	< 20	NAAQS

*NAAQS : National Ambient Air Quality Standards.

Remark : All the parameters are found within limits.


 Assistant Manager - Air
 (Authorized Signatory)
 Mr. Abul Mandhare




 Technical Manager - Instrumentation
 (Authorized Signatory)
 Mr. Sachin Tambe



Note:

1. This report is valid for the tested sample only.
2. Test report shall not be reproduced, except in full & with written approval of Equinox Labs Private Limited.
3. This report should not be used for advertisement / judicial purpose.
4. The samples has been provided by the customer and results applied to the sample as received by the lab.
5. The information provided by customer can affect the validity of results.

END OF REPORT

Your Testing and Auditing Partner

EQUINOX TEST REPORT

Report Issue Date : 10-Jan-24
 LR-208202400001448

Reference Number : EQN001.LAB.A.24.01.01182.A

INFORMATION PROVIDED BY CUSTOMER

Client Name : M/s Deepak Fertilizers & Petrochemicals Corporation Limited
Address : Plot Nos. K-1 Part 1, K-2, K-3, K-4, K-5 & K-6, MIDC Talaja, Tal. Parsvel, Dist. Raigad.
Contact Person : Madan Popeta / Vidhar Jadhav

PARTICULARS OF SAMPLE ANALYSED

Sampling Location : Near Methanol Gate
Sample Description : Ambient Air Monitoring
Temperature : 29.3°C
Relative Humidity : 55%
Receptor Height : 3.0 m From Ground Level

Date of Sampling : 02-Jan-24 To 03-Jan-24
Date of Report : 5-Jan-24
Date of Start of Analysis : 5-Jan-24
Date of End of Analysis : 9-Jan-24
Labral Distance : 1.5 m

Discipline : Chemical
Group : Atmospheric Pollution

RESULTS OF ANALYSIS

Sr. No	Parameters	Units	Method	Result	Specified Limits*	Standards*
1	Particulate Matter < 2.5 µm	µg/m ³	CPR 42 – Appendix 1	84.1	< 90	NAAQs
2	Particulate Matter < 10.0 µm	µg/m ³	IS 5182 : Part - 23	89.8	< 100	NAAQs
3	Carbon Monoxide	mg/m ³	SOP-ENV-39-00	0.6	< 4	NAAQs
4	Ozone	µg/m ³	Method of Air Sampling and Analysis, 3 rd Edition – Method No – 411	<1.0	<150	NAAQs
5	Nitrogen Dioxide	µg/m ³	IS - 5182 : Part - 8	4.8	< 80	NAAQs
6	Sulphur Dioxide	µg/m ³	IS - 5182 : Part - 2	<6.0	< 80	NAAQs
7	Lead	µg/m ³	SOP-ENV-37-00	<0.5	<1	NAAQs
8	Ammonia	µg/m ³	Method of Air Sampling and Analysis, 3 rd Edition – Method No - 401	2.9	< 400	NAAQs
9	Benzene	µg/m ³	IS - 5182 : Part 11	< 1.0	< 5	NAAQs
10	Benzo Pyrene	ng/m ³	IS - 5182 : Part 12	< 0.1	< 1	NAAQs
11	Arsenic	ng/m ³	SOP-ENV-37-00	< 0.025	< 5	NAAQs
12	Nickel	ng/m ³	SOP-ENV-37-00	< 0.02	< 25	NAAQs

*NAAQs : National Ambient Air Quality Standards.

Remark : All the parameters are found within limits.


 Assistant Manager - Air
 (Authorized Signatory)
 Mr. Atul Mandhane




 Technical Manager - Instrumentation
 (Authorized Signatory)
 Mr. Sachin Tembe



Note:

1. This report is valid for the tested sample only.
2. This report shall not be reproduced or copied in any form without approval of Equinox Labs Private Limited.
3. This report should not be used for advertisement / public purpose.
4. The samples has been provided by the customer and is to be applied in the manner as received by the lab.
5. The information provided by customer can affect the validity of results.

END OF REPORT

Your Testing and Auditing Partner

EQUINOX TEST REPORT

Reference Number : EQNX.001.LAB.A.24.02.01404.A

Report Issue Date : 13-Feb-24
ULR-7C98202400000845F

INFORMATION PROVIDED BY CUSTOMER

Client Name : M/s Deepak Fertilizers & Petrochemicals Corporation Limited
Address : Plot Nos. K-1, Part - 1, K-2, K-3, K-4, K-5 & K-6, MIDC Talaja, Tal. Phewal, Dist. Raigad.
Contact Person : Madan Popeta / Vilhal Jadhav

PARTICULARS OF SAMPLE ANALYSED

Sampling Location : Methanol Gate	Date of Sampling : 5-Feb-24 to 6-Feb-24
Sample Description : Ambient Air Monitoring	Date of Receipt : 6-Feb-24
Temperature : 28.5°C	Date of Start of Analysis : 6-Feb-24
Relative Humidity : 50%	Date of End of Analysis : 10-Feb-24
Receptor Height : 3.0 m From Ground Level	Lateral Distance : 1.5 m

Discipline : Chemical

Group : Atmospheric Pollution

RESULTS OF ANALYSIS

Sr. No	Parameters	Units	Method	Result	Specified Limits*	Standards*
1	Particulate Matter < 2.5 µm	µg/m ³	CFR 40 - Appendix L	51.6	< 80	NAAQ5
2	Particulate Matter < 10.0 µm	µg/m ³	IS 5182 - Part - 23	89.7	< 100	NAAQ5
3	Carbon Monoxide	mg/m ³	SOP-ENV-39-00	0.7	< 4	NAAQ5
4	Ozone	µg/m ³	Method of Air Sampling and Analysis, 3 rd Edition - Method No - 411	2.5	< 180	NAAQ5
5	Nitrogen Dioxide	µg/m ³	IS - 5182 - Part - 6	< 2.6	< 80	NAAQ5
6	Sulphur Dioxide	µg/m ³	IS - 5182 - Part - 2	< 6.0	< 80	NAAQ5
7	Lead	µg/m ³	SOP-ENV-37-00	< 0.6	< 1	NAAQ5
8	Ammonia	µg/m ³	Method of Air Sampling and Analysis, 3 rd Edition - Method No - 401	< 2.0	< 400	NAAQ5
9	Benzene	µg/m ³	IS - 5182 - Part 11	< 1.0	< 5	NAAQ5
10	Benz[a]Pyrene	ng/m ³	IS - 5182 - Part 12	< 3.1	< 1	NAAQ5
11	Arsenic	ng/m ³	SOP-ENV-37-00	< 0.005	< 8	NAAQ5
12	Nickel	ng/m ³	SOP-ENV-37-00	< 0.02	< 20	NAAQ5

*NAAQ5 : National Ambient Air Quality Standards.

Remark : All the parameters are found within limits

Assistant Manager - Air
(Authorized Signatory)
Mr. Abul Manshah



Technical Manager - Instrumentation
(Authorized Signatory)
Mr. Sachin Tambe

Note :

- This report is valid for the tested sample only.
- This report shall not be reproduced, stored in full & with written approval of Equinox Labs Private Limited.
- This report should not be used for advertisement / judicial purpose.
- The samples have been provided by the customer and results apply to the sample as received by the lab.
- The information provided by customer can affect the validity of results.

END OF REPORT

Your Testing and Auditing Partner

EQUINOX TEST REPORT

Reference Number : EDNX-001-LAB-A-24-02-01495 A

Report Issue Date : 13-Feb-24
ULR-TCR20240000026844F

INFORMATION PROVIDED BY CUSTOMER

Client Name : M/s Deepak Fertilizers & Petrochemicals Corporation Limited
Address : Plot Nos. K-1, Part - 1, K-2, K-3, K-4, K-5 & K-6, MIDC Talga, Tal. Pawai, Dist. Raigad
Contact Person : Madan Pootea / Vithal Jadhav

PARTICULARS OF SAMPLE ANALYSED

Sampling Location : Near IPA Gate	Date of Sampling : 5-Feb-24 to 6-Feb-24
Sample Description : Ambient Air Monitoring	Date of Receipt : 6-Feb-24
Temperature : 28.5°C	Date of Start of Analysis : 6-Feb-24
Relative Humidity : 50%	Date of End of Analysis : 10-Feb-24
Receptor Height : 3.0 m From Ground Level	Lateral Distance : 1.5 m

Discipline : Chemical
Group : Atmospheric Pollution

RESULTS OF ANALYSIS

Sr. No	Parameters	Units	Method	Result	Specified Limits*	Standards*
1	Particulate Matter < 2.5 µm	µg/m ³	CFR 40 - Appendix L	41.6	< 60	NAAQS
2	Particulate Matter < 10.0 µm	µg/m ³	IS 5182 : Part - 21	82.7	< 100	NAAQS
3	Carbon Monoxide	ppm	SOP-ENV-39-00	3.6	< 4	NAAQS
4	Ozone	µg/m ³	Method of Air Sampling and Analysis, 3 rd Edition - Method No - 411	4.5	<180	NAAQS
5	Nitrogen Dioxide	µg/m ³	IS - 5182 : Part - 6	3.1	< 80	NAAQS
6	Sulphur Dioxide	µg/m ³	IS - 5182 : Part - 2	<5.0	< 80	NAAQS
7	Lead	µg/m ³	SOP-ENV-37-00	<0.5	< 1	NAAQS
8	Ammonia	µg/m ³	Method of Air Sampling and Analysis, 3 rd Edition - Method No - 401	9.2	< 450	NAAQS
9	Benzene	µg/m ³	IS - 5182 : Part 11	< 1.0	< 5	NAAQS
10	Benz Pyrene	ng/m ³	IS - 5182 : Part 12	< 0.1	< 1	NAAQS
11	Arsenic	ng/m ³	SOP-ENV-37-00	< 2.005	< 8	NAAQS
12	Nickel	ng/m ³	SOP-ENV-37-00	< 0.02	< 20	NAAQS

*NAAQS : National Ambient Air Quality Standards.

Remark : All the parameters are found within limits.


Assistant Manager - Air
(Authorized Signatory)
Mr. Anil Mandhane




Technical Manager - Instrumentation
(Authorized Signatory)
Mr. Sachin Tambe

Note :

1. This report is valid for the tested sample only.
2. Test report shall not be reproduced except in full & with written approval of Equinox Labs Private Limited.
3. This report should not be used for advertising or legal purposes.
4. The samples has been provided by the customer. And results applied to the sample as received by the lab.
5. The information provided by customer can affect the validity of results.

****END OF REPORT****

Your Testing and Auditing Partner

EQUINOX TEST REPORT

Reference Number : EQNX/001/LAB A/24/02/01499 A

Report Issue Date : 13-Feb-24
ULR-TC64202400009843F

INFORMATION PROVIDED BY CUSTOMER

Client Name : M/s. Deepak Fertilizers & Petrochemicals Corporation Limited
Address : Plot Nos. K-1, Part - 1, K-2, K-3, K-4, K-5 & K-6, MIDC Talaja, Tal. Thirvel Dist. Raigad
Contact Person : Madan Popota / Vilhal Jadhav

PARTICULARS OF SAMPLE ANALYSED

Sampling Location : Near WMA II	Date of Sampling : 5-Feb-24 to 6-Feb-24
Sample Description : Ambient Air Monitoring	Date of Receipt : 6-Feb-24
Temperature : 29.5°C	Date of Start of Analysis : 6-Feb-24
Relative Humidity : 50%	Date of End of Analysis : 10-Feb-24
Receptor Height : 3.0 m From Ground Level	Lateral Distance : 1.5 m

Discipline : Chemical

Group : Atmospheric Pollution

RESULTS OF ANALYSIS

Sr. No	Parameters	Units	Method	Result	Specified Limits*	Standards*
1	Particulate Matter < 2.5 µm	µg/m ³	CFR 40 – Appendix L	45.6	< 60	NAAQ5
2	Particulate Matter < 10.0 µm	µg/m ³	IS 5182 : Part - 23	89.2	< 100	NAAQ5
3	Carbon Monoxide	mg/m ³	SOP-ENV-35-00	0.6	< 4	NAAQ5
4	Ozone	µg/m ³	Method of Air Sampling and Analysis, 3 rd Edition – Method No - 411	<1.0	<180	NAAQ5
5	Nitrogen Dioxide	µg/m ³	IS - 5182 : Part - 6	96.5	< 90	NAAQ5
6	Sulphur Dioxide	µg/m ³	IS - 5182 : Part - 2	<6.0	< 60	NAAQ5
7	Lead	µg/m ³	SOP-ENV-37-00	<0.5	< 1	NAAQ5
8	Ammonia	µg/m ³	Method of Air Sampling and Analysis, 3 rd Edition – Method No - 431	55.8	< 400	NAAQ5
9	Benzene	µg/m ³	IS - 5182 : Part 11	< 1.0	< 5	NAAQ5
10	Benzo Pyrene	ng/m ³	IS - 5182 : Part 12	< 0.1	< 1	NAAQ5
11	Arsenic	ng/m ³	SOP-ENV-37-00	< 0.005	< 5	NAAQ5
12	Nickel	ng/m ³	SOP-ENV-37-00	< 0.02	< 20	NAAQ5

*NAAQ5 : National Ambient Air Quality Standards.

Remark : All the parameters are found within limits.


Assistant Manager - Air
(Authorised Signatory)
Mr. Atul Mandhare




Technical Manager - Instrumentation
(Authorised Signatory)
Mr. Sachin Tambe

Note :

1. This report is valid for the tested sample only.
2. Test report shall not be reproduced except in full & with written approval of Equinox Labs Private Limited.
3. This report should not be used for advertisement / judicial purpose.
4. The samples has been provided by the customer, and results applied to the sample as provided by the lab.
5. The information provided by customer can affect the validity of results.

****END OF REPORT****

Your Testing and Auditing Partner

EQUINOX TEST REPORT

Reference Number : EQNX001/LAB/A/24/02/01497 A

Report Issue Date : 10-Feb-24
ULR-TC682024000C08842F

INFORMATION PROVIDED BY CUSTOMER

Client Name : M/s Deepak Fertilizers & Petrochemicals Corporation Limited
Address : Plot Nos. K-1, Part - 1, K-2, K-3, K-4, K-5 & K-6, MIDC Talaja, Tal. Parvat, Dist. Raigad
Contact Person : Madan Popata / Vilhal Jadhav

PARTICULARS OF SAMPLE ANALYSED

Sampling Location : Near Aodh Tank	Date of Sampling : 5-Feb-24 to 6-Feb-24
Sample Description : Ambient Air Monitoring	Date of Receipt : 5-Feb-24
Temperature : 29.5°C	Date of Start of Analysis : 5-Feb-24
Relative Humidity : 50%	Date of End of Analysis : 10-Feb-24
Receptor Height : 3.0 m From Ground Level	Lateral Distance : 1.5 m

Discipline : Chemical


Group : Atmospheric Pollution

RESULTS OF ANALYSIS

Sr. No	Parameters	Units	Method	Result	Specified Limits*	Standards*
1	Particulate Matter < 2.5 µm	µg/m ³	CFR 40 - Appendix L	51.2	< 60	NAAQS
2	Particulate Matter < 10.0 µm	µg/m ³	IS 5182 : Part - 23	87.5	< 100	NAAQS
3	Carbon Monoxide	mg/m ³	SOP-ENV-39-00	0.7	< 4	NAAQS
4	Ozone	µg/m ³	Method of Air Sampling and Analysis, 3 rd Edition - Method No - 411	<1.0	<180	NAAQS
5	Nitrogen Dioxide	µg/m ³	IS - 5182 : Part - 6	7.0	< 80	NAAQS
6	Sulphur Dioxide	µg/m ³	IS - 5182 : Part - 2	<5.0	< 80	NAAQS
7	Lead	µg/m ³	SOP-ENV-37-00	<0.5	< 1	NAAQS
8	Ammonia	µg/m ³	Method of Air Sampling and Analysis, 3 rd Edition - Method No - 421	10.1	< 400	NAAQS
9	Benzene	µg/m ³	IS - 5182 : Part 11	< 1.0	< 5	NAAQS
10	Benzo Pyrene	ng/m ³	IS - 5182 : Part 12	< 0.1	< 1	NAAQS
11	Arsenic	ng/m ³	SOP-ENV-37-00	< 0.005	< 8	NAAQS
12	Nickel	ng/m ³	SOP-ENV-37-00	< 0.02	< 20	NAAQS

*NAAQS : National Ambient Air Quality Standards.

Remark : All the parameters are found within limits.


Assistant Manager - Air
(Authorized Signatory)
Mr. Abul Manshure




Technical Manager - Instrumentation
(Authorized Signatory)
Mr. Sachin Tambe

Note :

1. This report is valid for the tested sample only.
2. Test report shall not be reproduced except in full & with written approval of Equinox Labs Private Limited.
3. This report should not be used for advertisement / public purpose.
4. The samples has been provided by the customer and results applied to the sample as received by the lab.
5. The information provided by customer can affect the validity of results.

****END OF REPORT****

Your Testing and Auditing Partner

EQUINOX TEST REPORT

Report Issue Date : 14-Mar-24
 L/R - TC66203400017838F

Reference Number : EQNX001LABA(24-03-02452-A)

INFORMATION PROVIDED BY CUSTOMER

Client Name : M/s Deepak Fertilizers & Petrochemicals Corporation Limited
 Address : Plot Nos. K-1, Part- 1, K-2, K-3, K-4, K-5 & K-6, MIDC Talaja, Tal/Parvat, Dist. Raigad.
 Contact Person : Madan Popeta / Vilhal Jadhav

PARTICULARS OF SAMPLE ANALYSED

Sampling Location : Near IPA Gate	Date of Sampling : 5-Mar-24 to 6-Mar-24
Sample Description : Ambient Air Monitoring	Date of Receipt : 8-Mar-24
Temperature : 31.8°C	Date of Start of Analysis : 8-Mar-24
Relative Humidity : 43%	Date of End of Analysis : 13-Mar-24
Receptor Height : 3.0 m From Ground Level	Lateral Distance : 1.5 m

Discipline - Chemical
Group - Atmospheric Pollution

RESULTS OF ANALYSIS

Sr. No	Parameters	Units	Method	Result	Specified Limits*	Standards*
1	Particulate Matter < 2.5 µm	µg/m ³	CFR 42 – Appendix L	44.9	< 60	NAAQS
2	Particulate Matter < 10.0 µm	µg/m ³	IS 5182 : Part - 23	85.2	< 100	NAAQS
3	Carbon Monoxide	ngm ³	IS-ENV-38-00	0.5	< 4	NAAQS
4	Ozone	µg/m ³	Method of Air Sampling and Analysis, 3 rd Edition – Method No - 411	7.0	<180	NAAQS
5	Nitrogen Dioxide	µg/m ³	IS - 5182 : Part - 3	0.3	< 60	NAAQS
6	Sulphur Dioxide	µg/m ³	IS - 5182 : Part - 2	< 0.0	< 80	NAAQS
7	Lead	µg/m ³	IS-ENV-37-00	< 0.5	< 1	NAAQS
8	Ammonia	µg/m ³	Method of Air Sampling and Analysis, 3 rd Edition – Method No - 401	3.1	< 400	NAAQS
9	Benzene	µg/m ³	IS - 5182 : Part 11	< 1.0	< 5	NAAQS
10	Benz Pyrene	ngm ³	IS - 5182 : Part 12	< 0.1	< 1	NAAQS
11	Arsenic	ngm ³	IS-ENV-37-00	< 0.005	< 5	NAAQS
12	Nickel	ngm ³	IS-ENV-37-00	< 0.02	< 10	NAAQS

*NAAQS : National Ambient Air Quality Standards.
 Remark : All the parameters are found within limits.


 Assistant Manager - Air
 (Authorised Signatory)
 Mr. Anil Manohare



- Note :**
- This report is valid for the tested sample only.
 - This report shall not be reproduced except in full & with written approval of Equinox Labs Private Limited.
 - This report should not be used for advertisement / judicial purpose.
 - The samples has been provided by the customer and results applied to the sample as received by the lab.
 - The information provided by customer can affect the validity of results.

END OF REPORT

Your Testing and Auditing Partner

EQUINOX TEST REPORT

Report Issue Date : 14-Mar-24
U/R - TCR0024000017800F

Reference Number : EQNX.001.LAB.A.24.00.02453.A

INFORMATION PROVIDED BY CUSTOMER

Client Name : M/s Daxlak Fabrics & Petrochemicals Corporation Limited
Address : Flat Nos. X-1, Part - 1, X-2, R-3, K-4, X-5 & X-6, MIDC Talaja, Tal. Parvel, Dist. Raigad
Contact Person : Madan Popets / Vithal Jodha

PARTICULARS OF SAMPLE ANALYSED

Sampling Location : Near WMA III Plant Area	Date of Sampling : 5-Mar-24 to 6-Mar-24
Sample Description : Ambient Air Monitoring	Date of Receipt : 8-Mar-24
Temperature : 31.8°C	Date of Start of Analysis : 8-Mar-24
Relative Humidity : 43%	Date of End of Analysis : 13-Mar-24
Receptor Height : 3.0 m From Ground Level	Lateral Distance : 1.5 m

Discipline - Chemical
Group - Atmospheric Pollution

RESULTS OF ANALYSIS

Sr. No	Parameters	Units	Method	Result	Specified Limits*	Standards*
1	Particulate Matter < 2.5 µm	µg/m ³	CFR 40 - Appendix L	50.4	< 60	NAAQS
2	Particulate Matter < 10.0 µm	µg/m ³	IS 5182 : Part - 23	88.6	< 100	NAAQS
3	Carbon Monoxide	mg/m ³	SOP-ENV-29-00	0.3	< 4	NAAQS
4	Ozone	µg/m ³	Method of Air Sampling and Analysis, 3 rd Edition - Method No - 411	<1.0	<180	NAAQS
5	Nitrogen Dioxide	µg/m ³	IS - 5182 : Part - 6	10.2	< 80	NAAQS
6	Sulphur Dioxide	µg/m ³	IS - 5182 : Part - 2	< 6.0	< 80	NAAQS
7	Lead	µg/m ³	SOP-ENV-37-00	< 0.6	< 1	NAAQS
8	Ammonia	µg/m ³	Method of Air Sampling and Analysis, 3 rd Edition - Method No - 401	10.2	< 400	NAAQS
9	Benzene	µg/m ³	IS - 5182 : Part 11	< 1.0	< 5	NAAQS
10	Benzo Pyrene	ng/m ³	IS - 5182 : Part 12	< 0.1	< 1	NAAQS
11	Arsenic	ng/m ³	SOP-ENV-37-00	< 0.305	< 6	NAAQS
12	Nickel	ng/m ³	SOP-ENV-37-00	< 0.02	< 20	NAAQS

*NAAQS : National Ambient Air Quality Standards
Remark : All the parameters are found within limits.


Assistant Manager - Air
(Authorized Signatory)
Mr. Abul Mandhare


TC-8836


N. MUMBAI
EQUINOX LABS PRIVATE LIMITED


Technical Manager - Instrumentation
(Authorized Signatory)
Mr. Sachin Tambe

- Note :**
1. This report is valid for the tested sample only.
 2. This report shall not be reproduced except in full & with written approval of Equinox Labs Private Limited.
 3. This report should not be used for advertisement / public purpose.
 4. The samples has been provided by the customer and results applied to the service as provided by the lab.
 5. The information provided by customer can affect the validity of results.

****END OF REPORT****

Your Testing and Auditing Partner

EQUINOX TEST REPORT

Reference Number : EQNX/001/LAB/24/03/02454 A

Report Issue Date : 14-Mar-24
MLR - TG6820240000178407

INFORMATION PROVIDED BY CUSTOMER

Client Name : M/s Deepak Fertilizers & Petrochemicals Corporation Limited
Address : Plot Nos. K-1, Part- 1, K-2, K-3, K-4, K-5 & K-6, MIDC Troop, Tal. Feroze, Dist. Raigarh
Contact Person : Madan Popeta / Vilitha Jadhav

PARTICULARS OF SAMPLE ANALYSED

Sampling Location : Near Acid Tank	Date of Sampling : 5-Mar-24 to 6-Mar-24
Sample Description : Ambient Air Monitoring	Date of Receipt : 6-Mar-24
Temperature : 31.1°C	Date of Start of Analysis : 6-Mar-24
Relative Humidity : 83%	Date of End of Analysis : 13-Mar-24
Receptor Height : 3.0 m From Ground Level	Lateral Distance : 1.5 m

Discipline : Chemical
Group : Atmospheric Pollution

RESULTS OF ANALYSIS

Sr. No	Parameters	Units	Method	Result	Specified Limits*	Standards*
1	Particulate Matter < 2.5 µm	µg/m ³	CFR 40 – Appendix L	52.4	< 60	NAAQS
2	Particulate Matter < 10.0 µm	µg/m ³	IS 5182 – Part - 25	89.4	< 100	NAAQS
3	Carbon Monoxide	mg/m ³	SOP-EIW-35-20	0.8	< 4	NAAQS
4	Ozone	µg/m ³	Method of Air Sampling and Analysis, 3 rd Edition – Method No - 411	1.8	<180	NAAQS
5	Nitrogen Dioxide	µg/m ³	IS - 5182 Part - 8	<2.6	< 80	NAAQS
6	Sulphur Dioxide	µg/m ³	IS - 5182 Part - 2	< 0.0	< 80	NAAQS
7	Lead	µg/m ³	SOP-EIW-37-05	< 0.0	< 1	NAAQS
8	Ammonia	µg/m ³	Method of Air Sampling and Analysis, 3 rd Edition – Method No - 401	4.0	< 400	NAAQS
9	Benzene	µg/m ³	IS - 5182 - Part 11	< 1.0	< 5	NAAQS
10	Benzo Pyrene	ng/m ³	IS - 5182 - Part 12	< 0.1	< 1	NAAQS
11	Arsenic	ng/m ³	SOP-EIW-37-08	< 0.005	< 6	NAAQS
12	Nickel	ng/m ³	SOP-EIW-37-08	< 0.02	< 25	NAAQS

*NAAQS : National Ambient Air Quality Standards

Remark : All the parameters are found within limits.

Assistant Manager – Air
(Authorized Signatory)
Mr. Abh Mandharia



Note :

1. This report is valid for the tested sample only.
2. This report shall not be reproduced except as T.O.B with written approval of Equinox Labs Private Limited.
3. This report shall not be used for advertisement / legal purpose.
4. The samples has been provided by the customer and results applied to the sample as received by the lab.
5. The information provided by customer can affect the validity of results.

****END OF REPORT****

Your Testing and Auditing Partner

EQUINOX TEST REPORT

Report Issue Date : 14-Mar-24
 IQR - TC0820240000178377

Reference Number : EQNX201LABX24E332451A

INFORMATION PROVIDED BY CUSTOMER

Client Name : M/s. Dewak Fertilisers & Petrochemicals Corporation Limited
 Address : Plot Nos. K-1, Part - 1, K-2, K-3, K-4, K-5 & K-6, MDC Tareja, Tal. Pavas, Dist. Rajkot.
 Contact Person : Madan Popeta / Vinita Vadher

PARTICULARS OF SAMPLE ANALYSED

Sampling Location : Near Methanol Gate	Date of Sampling : 5-Mar-24 to 6-Mar-24
Sample Description : Ambient Air Monitoring	Date of Receipt : 6-Mar-24
Temperature : 31.8°C	Date of Start of Analysis : 8-Mar-24
Relative Humidity : 43%	Date of End of Analysis : 13-Mar-24
Receptor Height : 3.0 m From Ground Level	Lateral Distance : 1.5 m

Discipline : Chemical
 Group : Atmospheric Pollution

RESULTS OF ANALYSIS

Sr. No	Parameters	Units	Method	Result	Specified Limits*	Standards*
1	Particulate Matter < 2.5 µm	µg/m ³	CFR 40 – Appendix L	48.6	< 60	NAAQ5
2	Particulate Matter < 10.0 µm	µg/m ³	IS 5182 : Part - 23	88.9	< 100	NAAQ5
3	Carbon Monoxide	ppm ^v	SOP-ENV-59-00	0.6	< 4	NAAQ5
4	Ozone	ppm ^v	Method of Air Sampling and Analysis, 3 rd Edition – Method No - 411	< 1.0	< 180	NAAQ5
5	Nitrogen Dioxide	µg/m ³	IS - 5182 - Part - 8	11.5	< 80	NAAQ5
6	Sulphur Dioxide	µg/m ³	IS - 5182 - Part - 2	< 6.0	< 80	NAAQ5
7	Lead	µg/m ³	SOP-ENV-37-00	< 0.5	< 1	NAAQ5
8	Ammonia	ppm ^v	Method of Air Sampling and Analysis, 3 rd Edition – Method No - 401	< 2.0	< 400	NAAQ5
9	Benzene	µg/m ³	IS - 5182 - Part 11	< 1.0	< 5	NAAQ5
10	Benzo Pyrene	ng/m ³	IS - 5182 - Part 12	< 0.1	< 1	NAAQ5
11	Arsenic	ng/m ³	SOP-ENV-37-00	< 0.025	< 5	NAAQ5
12	Nickel	ng/m ³	SOP-ENV-37-00	< 0.02	< 20	NAAQ5

*NAAQ5 : National Ambient Air Quality Standards.
 Remark : All the parameters are found within limits.

Assistant Manager - Air
 (Authorized Signatory)
 Mr. Akul Mendhara

Technical Manager - Instrumentation
 (Authorized Signatory)
 Mr. Sachin Tambre

- Note :**
- This report is valid for the tested sample only.
 - This report shall not be reproduced except in full & without consent of Equinox Labs Private Limited.
 - This report should not be used for advertisement / public relation.
 - The samples have been provided by the customer & no liability is attached to the sample received by the lab.
 - The information provided by customer can affect the validity of results.

END OF REPORT

Your Testing and Auditing Partner

EQUINOX TEST REPORT

Report Issue Date : 30-Dec-23

Reference Number : EQNX-001-LAB-D-23-11-05312-R ULR-TC68302300C080048F

INFORMATION PROVIDED BY CUSTOMER

Client Name : M/s Deepak Fertilizers & Petrochemicals Corporation Limited
 Address : Plot Nos. K-1 Part 1, K-2, K-3, K-4, K-5 & K-6, MDC Taitija, Tal. Parvat, Dist. Raigarh.
 Contact Person : Madan Prasad / Vithal Jadhav

PARTICULARS OF SAMPLE ANALYSED

Nature of Sample : Stack Monitoring Date of Sampling : 17-Nov-23
 Sampling Method : Each analytical method covers the sampling procedure Date of Receipt : 20-Nov-23
 Date of Start of Analysis : 20-Nov-23 Date of End of Analysis : 24-Nov-23

Stack Details :-

Stack Attached To : HRSG-2
 Shape of Stack : Round Stack Height : 30 m
 Material of Construction : MS Stack Diameter : 1.6 m
 Stack Temperature : 155 °C Stack Velocity : 6.2 m/s
 Type of Fuel : Natural Gas Rate of Emission : 27376.3 Nm³/hr
 Consumption : 1321 kg/hr

Discipline : Chemical

Group : Atmospheric Pollution

Observation Table :-

Sr. No.	Parameters	Test Method	Unit	Result	Limits as per MPCB*
1	Total Particulate Matter (TPM)	IS - 11255 (Part - 1) 1985, RA 2019	mg/m ³	5.3	≤ 10
2	Sulphur Dioxide (SO ₂)	IS - 11255 (Part - 2) 1985, RA 2019	mg/m ³	1.6	Not Specified
3	Oxides of Nitrogen (NOx)	SOP-ENV-25-01	mg/m ³	23.5	≤ 300
4	Carbon Monoxide (CO)	SOP-ENV-25-01	mg/m ³	Not Detected	Not Specified

*Limits as per client requirement

MPCB* - Maharashtra Pollution Control Board

Remark : All the parameters are found within limits



Assistant Manager - Air
(Authorized Signatory)
Mr. Akul Mandhare



Note :

- This report is valid for the tested sample only.
- Test report shall not be reproduced except in full & with written approval of Equinox Labs Private Limited.
- This report should not be used for advertisement / judicial purpose.
- The samples had been provided by the customer and results reported to the extent as received by the lab.
- The information provided by customer can affect the validity of results.
- This report is issued in the lab report number 020-11-02000 series 20-11-2023

****END OF REPORT****



Your Testing and Auditing Partner

EQUINOX TEST REPORT

Report Issue Date : 20-Dec-23

Reference Number : EQNX-901-LAB-D-23-11-05333 R1 ULR-TC65202300080049F

INFORMATION PROVIDED BY CUSTOMER

Client Name : M/s Deepak Fertilizers & Petrochemicals Corporation Limited
 Address : Plot Nos. K-1 Part 1, K-2, K-3, K-4, K-5 & K-6, MIDC Talaja, Tal.Parvli, Dist. Rajgad.
 Contact Person : Madan Popeta / Vithal Jadhav

PARTICULARS OF SAMPLE ANALYSED

Nature of Sample : Stack Monitoring	Date of Sampling : 17-Nov-23
Sampling Method : Each analytical method covers the sampling procedure	Date of Receipt : 20-Nov-23
Date of Start of Analysis : 20-Nov-23	Date of End of Analysis : 24-Nov-23

Stack Details :-

Stack Attached To : HRSG-5	Stack Height : 30 m
Shape of Stack : Round	Stack Diameter : 1.5 m
Material of Construction : MS	Stack Velocity : 6.4 m/s
Stack Temperature : 117°C	Rate of Emission : 31012.9 Nm ³ /hr
Type of Fuel : Natural Gas.	
Consumption : 1534 kg/hr.	

Discipline : Chemical

Group : Atmospheric Pollution

Observation Table :-

Sr. No.	Parameters	Test Method	Unit	Result	Limits as per MPCB*
1	Total Particulate Matter (TPM)	IS - 11255 (Part - 1) 1985, RA 2019	mg/Nm ³	2.7	≤ 10
2	Sulphur Dioxide (SO ₂)	IS - 11255 (Part - 2) 1985, RA 2019	mg/Nm ³	3.3	Not Specified
3	Oxides of Nitrogen (NOx)	SOP-ENV-26-01	mg/Nm ³	50.8	≤ 350
4	Carbon Monoxide (CO)	SOP-ENV-26-01	mg/Nm ³	Not Detected	Not Specified

*Limits as per client requirement

MPCB* - Maharashtra Pollution Control Board

Remark : All the parameters are found within limits.


 Assistant Manager - Air
 (Authorized Signatory)
 Mr. Atul Manbhare



Note :

1. This report is valid for the tested sample only.
2. Test report shall not be reproduced except in full & with written approval of Equinox Labs Private Limited.
3. This report should not be used for advertisement or judicial purpose.
4. The samples have been analyzed by the customer and results applied to the sample as received by the lab.
5. The information provided by customer can affect the validity of results.
6. This report is valid in the report number EQNX-901-LAB-D-23-11-05333 R- Issue 11/25/2023

END OF REPORT

Your Testing and Auditing Partner

EQUINOX TEST REPORT

Report Issue Date : 18-Nov-23

Reference Number : EQNX-0013.LAB.D-23.11.03070 B

INFORMATION PROVIDED BY CUSTOMER

Client Name : M/s Deepak Fertilizers & Petrochemicals Corporation Limited
 Address : Plot Nos. K-1 Part 1, K-2, K-3, K-4, K-5 & K-6, MIDC Talaja, Tal:Panvel, Dist. Raigad.
 Contact Person : Vitthal Jadhav / Madan Popeta

PARTICULARS OF SAMPLE ANALYSED

Nature of Sample : Stack Monitoring
 Date of Sampling : 9-Nov-23
 Sampling Method : Each analytical method covers the sampling procedure
 Date of Receipt : 10-Nov-23
 Date of Start of Analysis : 16-Nov-23
 Date of End of Analysis : 16-Nov-23

Stack Details :-

Stack Attached To : WNA - III / OFPCL
 Shape of Stack : Round
 Stack Height : 60 m
 Material of Construction : MS
 Stack Diameter : 0.953 m
 Stack Temperature : 38 °C
 Stack Velocity : 4.5 m/s
 Type of Fuel : -
 Rate of Emission : 11037.6Nm³/Hr
 Consumption : -

Discipline : Chemical

Group : Atmospheric Pollution

Observation Table :-

Sr. No.	Parameters	Test Method	Unit	Result	Limits as per MPCB*
1	Ammonia	IS - 11255 (Part - VI) 1999	mg/Nm ³	0.08	Not Specified

MPCB * - Maharashtra Pollution Control Board

Remark - The Above Result Found Satisfactory as per MPCB Limits.


 Assistant Manager - Air
 (Authorized Signatory)
 Mr. Atul Mandhare



Note :

1. This report is valid for the tested sample only.
2. Test report shall not be reproduced except in full & with written approval of Equinox Labs Private Limited.
3. This report should not be used for advertisement / judicial purpose.
4. The samples has been provided by the customer and results applied to the samples as received by the lab.
5. The information provided by customer can affect the validity of results.

****END OF REPORT****

Your Testing and Auditing Partner

EQUINOX TEST REPORT

Report Issue Date : 18-Nov-23

Reference Number : EQNX-0011,LAB ID:23.11.03079 A ULR-TC882023000077829F

INFORMATION PROVIDED BY CUSTOMER

Client Name : M/s Deepak Fertilizers & Petrochemicals Corporation Limited
 Address : Plot Nos. K-1 Part 1, K-2, K-3, K-4, K-5 & K-6, MIDC Taloja, Tal. Parvel, Dist. Raigad.
 Contact Person : Vitthal Jadhav / Madan Popeta

PARTICULARS OF SAMPLE ANALYSED

Nature of Sample : Stack Monitoring Date of Sampling : 9-Nov-23
 Sampling Method : Each analytical method covers the sampling procedure Date of Receipt : 10-Nov-23
 Date of Start of Analysis : 10-Nov-23 Date of End of Analysis : 16-Nov-23

Stack Details :-

Stack Attached To : WNA - III / OFPCL
 Shape of Stack : Round Stack Height : 60 m
 Material of Construction : MS Stack Diameter : 0.953 m
 Stack Temperature : 38 °C Stack Velocity : 4.5 m/s
 Type of Fuel : - Rate of Emission : 11037.8Nm³/hr
 Consumption : -

Discipline : Chemical

Group : Atmospheric Pollution

Observation Table :-

Sr. No.	Parameters	Test Method	Unit	Result	Limits as per MPCB*
1.	Oxides of Nitrogen (NOx)	SOP-ENV-25-01	mg/Nm ³	Not Detected	≤ 400

MPCB * - Maharashtra Pollution Control Board

Remark - The Above Result Found Satisfactory as per MPCB Limits.


 Assistant Manager - Air
 (Authorised Signatory)
 Mr. Atul Mandhare



Note :

- This report is valid for the tested sample only.
- This report shall not be reproduced except in full & with written approval of Equinox Labs Private Limited.
- This report should not be used for advertisement / judicial purpose.
- The samples has been provided by the customer and results applied to the sample as received by the lab.
- The information provided by customer can affect the validity of results.

****END OF REPORT****

Your Testing and Auditing Partner

EQUINOX TEST REPORT

Report Issue Date : 30-Dec-23

Reference Number : EQNX/001/LAB/D/23/12/06789

ULR-TC682023000089370F

INFORMATION PROVIDED BY CUSTOMER

Client Name : M/s Deepak Fertilizers & Petrochemicals Corporation Limited
 Address : PLOT K-1, PART-1, K-2, K-3, K-4, K-5 & Amp; K-6, MDC Talaja, Taluka – Panvel, Dist. – Raigad.
 Contact Person : Madan Popota / Vithal Jadhav

PARTICULARS OF SAMPLE ANALYSED

Nature of Sample : Stack Monitoring	Date of Sampling : 21-Dec-23
Sampling Method : Each analytical method covers the sampling procedure	Date of Receipt : 22-Dec-23
Date of Start of Analysis : 22-Dec-23	Date of End of Analysis : 28-Dec-23

Stack Details :-

Stack Attached To : HRSG-1	Stack Height : 30 m
Shape of Stack : Round	Stack Diameter : 1.5 m
Material of Construction : MS	Stack Velocity : 7.2 m/s
Stack Temperature : 147°C	Rate of Emission : 32397.4 Nm ³ /hr
Type of Fuel : -	
Consumption : -	

Discipline : Chemical

Group : Atmospheric Pollution

Observation Table :-

Sr. No.	Parameters	Test Method	Unit	Result	Limits as per MPCB*
1	Total Particulate Matter (TPM)	IS - 11255 (Part - 1) 1955, RA 2019	mg/Nm ³	±B	≤ 10
2	Sulphur Dioxide (SO ₂)	IS - 11255 (Part - 2) 1955, RA 2019	mg/Nm ³	Not Detected	Not Specified
3	Oxides of Nitrogen (NOx)	SOP-ENV-26-01	mg/Nm ³	258	≤ 350
4	Carbon Monoxide (CO)	SOP-ENV-26-01	mg/Nm ³	Not Detected	Not Specified

*Limits as per client requirement

MPCB* - Maharashtra Pollution Control Board


 Assistant Manager - Air
 (Authorised Signatory)
 Mr. Atul Mandhare



Note :

1. This report is valid for the tested sample only.
2. Test report shall not be reproduced except in full & with written approval of Equinox Labs Private Limited.
3. This report should not be used for advertisement / judicial purpose.
4. The samples has been provided by the customer and results applied to the sample as received by the lab.
5. The information provided by customer can affect the validity of results.

END OF REPORT

Your Testing and Auditing Partner

EQUINOX TEST REPORT

Reference Number : EQNX001LAB D-24 02 06502 Report Issue Date : 29-Feb-24
 ULR-TC582C24000013704F

INFORMATION PROVIDED BY CUSTOMER

Client Name : M/s Deepak Fertilizers & Petrochemicals Corporation Limited
 Address : PLOT K-1, PART-1, K-2, K-3, K-4, K-5 & Amp; K-8, MIDC Talaja, Taluka - Parvat, Dist. - Raigad
 Contact Person : Madan Popeta / Vithal Jarhwe

PARTICULARS OF SAMPLE ANALYSED

Nature of Sample : Stack Monitoring Date of Sampling : 23-Feb-24
 Sampling Method : Each analytical method covers the sampling procedure Date of Receipt : 23-Feb-24
 Date of Start of Analysis : 23-Feb-24 Date of End of Analysis : 26-Feb-24

Stack Details :-

Stack Attached To : Boiler D Stack Height : 63 m
 Shape of Stack : Round Stack Diameter : 2.5 m
 Material of Construction : MS Stack Velocity : 4.5 m/s
 Stack Temperature : 112 °C Rate of Emission : 61358.7 Nm³/hr
 Type of Fuel : -
 Consumption : -

Discipline : Chemical

Group : Atmospheric Pollution

Observation Table :-

Sr. No.	Parameters	Test Method	Unit	Result	Limits as per MPCB*
1	Total Particulate Matter (TPM)	IS - 11255 (Part - 1) 1985, RA 2019	mg/Nm ³	7.9	≤ 150
2	Sulphur Dioxide (SO ₂)	IS - 11255 (Part - 2) 1985, RA 2019	kg/day	Not Detected	≤ 3200
3	Oxides of Nitrogen (NOx)	SOP-ENV-25-01	ppm	Not Detected	Not Specified
4	Carbon Monoxide (CO)	SOP-ENV-26-01	mg/Nm ³	Not Detected	Not Specified

*Limits as per client requirement

MPCB* - Maharashtra Pollution Control Board

Remark : The Above Result Found Satisfactory as per MPCB Limits.



Assistant Manager - Air
(Authorized Signatory)
Mr. Atul Mandhare



Note:

1. This report is valid for the tested sample only.
2. Test report shall not be reproduced except in full & with written approval of Equinox Labs Private Limited.
3. This report should not be used for advertisement / judicial purpose.
4. The samples has been provided by the customer and results applied to the sample as received by the lab.
5. The information provided by customer can affect the validity of results.

****END OF REPORT****

Your Testing and Auditing Partner

EQUINOX TEST REPORT

Report Issue Date : 23-Feb-24

Reference Number : EQM/001LABD/2402-06530

ULN-TC583024000013706F

INFORMATION PROVIDED BY CUSTOMER

Client Name : M/s Deepak Fertilisers & Petrochemicals Corporation Limited
 Address : PLOT K-1, PART-1, K-2, K-3, K-4, K-5 AAmp, K-6 MIDC Talaja, Talaja - Parvat, Dist - Raigad.
 Contact Person : Madan Popota / Vilhal Jadhav

PARTICULARS OF SAMPLE ANALYSED

Nature of Sample : Stack Monitoring	Date of Sampling : 23-Feb-24
Sampling Method : Each analytical method covers the sampling procedure	Date of Receipt : 23-Feb-24
Date of Start of Analysis : 23-Feb-24	Date of End of Analysis : 26-Feb-24

Stack Details :-

Stack Attached To : HRSG - 1	Stack Height : 30 m
Shape of Stack : Round	Stack Diameter : 1.5 m
Material of Construction : MS	Stack Velocity : 6.8 m/s
Stack Temperature : 130°C	Rate of Emission : 31885.2 Nm ³ /hr
Type of Fuel : -	
Consumption : -	

Discipline : Chemical

Group : Atmospheric Pollution

Observation Table :-

Sr. No.	Parameters	Test Method	Unit	Result	Limits as per MPCB*
1	Total Particulate Matter (TPM)	IS - 11255 (Part - 1) 1985, RA 2019	mg/Nm ³	9.3	≤ 10
2	Sulphur Dioxide (SO ₂)	IS - 11255 (Part - 2) 1985, RA 2019	mg/Nm ³	Not Detected	Not Specified
3	Oxides of Nitrogen (NOx)	SOP-ENV-26-01	mg/Nm ³	73.6	≤ 350
4	Carbon Monoxide (CO)	SOP-ENV-25-01	mg/Nm ³	Not Detected	Not Specified

*Limits as per client requirement

MPCB* - Maharashtra Pollution Control Board

Remark : All the parameters are found within limits.


 Assistant Manager - Air
 (Authorized Signatory)
 Mr. Atul Mandhare



Note :

1. This report is valid for the tested sample only.
2. Test report shall not be reproduced except in full & with written approval of Equinox Labs Private Limited.
3. This report should not be used for advertisement / judicial purpose.
4. The samples has been provided by the customer and results applied to the sample as received by the lab
5. The information provided by customer can affect the validity of results.

END OF REPORT

Your Testing and Auditing Partner

EQUINOX TEST REPORT

Report Issue Date : 21-Feb-24

Reference Number : EQNX.001.LABLD24.02.04317

ULR-TC632024000011000F

INFORMATION PROVIDED BY CUSTOMER

Client Name : M/s Deepak Fertilizers & Petrochemicals Corporation Limited
 Address : PLOT K-1, PART-1, K-2, K-3, K-4, K-5 & Amp; K-6, MDC Talaja, Talaja - Parvat, Dist. - Raigarh
 Contact Person : Madan Popela / Vimal Jadhav

PARTICULARS OF SAMPLE ANALYSED

Nature of Sample : Stack Monitoring	Date of Sampling : 14-Feb-24
Sampling Method : Each analytical method covers the sampling procedure	Date of Receipt : 15-Feb-24
Date of Start of Analysis : 15-Feb-24	Date of End of Analysis : 19-Feb-24

Stack Details :-

Stack Attached To : HRGS - 2	Stack Height : 30 m
Shape of Stack : Round	Stack Diameter : 1.5 m
Material of Construction : MS	Stack Velocity : 6.8 m/s
Stack Temperature : 152°C	Rate of Emission : 28900.5 Nm ³ /Hr
Type of Fuel : -	
Consumption : -	

Discipline : Chemical

Group : Atmospheric Pollution

Observation Table :-

Sr. No.	Parameters	Test Method	Unit	Result	Limits as per MPCB*
1	Total Particulate Matter (TPM)	IS - 11255 (Part - 1) 1985, RA 2019	mg/m ³	4.2	≤ 10
2	Sulphur Dioxide (SO ₂)	IS - 11255 (Part - 2) 1985, RA 2019	mg/m ³	3.4	Not Specified
3	Oxides of Nitrogen (NOx)	SOP-ENV-26-01	mg/m ³	28.8	≤ 350
4	Carbon Monoxide (CO)	SOP-ENV-26-01	mg/m ³	Not Detected	Not Specified

*Limits as per client requirement

MPCB* - Maharashtra Pollution Control Board

Remark : All the parameters are found within limits.


 Assistant Manager - Air
 (Authorized Signatory)
 Mr. Abhi Mandhare



Note :

1. This report is valid for the tested sample only.
2. Test report shall not be reproduced except in full & with written approval of Equinox Labs Private Limited.
3. This report should not be used for advertisement / judicial purpose.
4. The samples has been provided by the customer and results applied to the sample as received by the lab.
5. The information provided by customer can affect the validity of results.

****END OF REPORT****

Your Testing and Auditing Partner

EQUINOX TEST REPORT

Report Issue Date : 21-Feb-24

Reference Number : EQNX/001/LAB/024/02/04318

ULR-TC082624000011689F

INFORMATION PROVIDED BY CUSTOMER

Client Name : M/s Deepak Fertilizers & Petrochemicals Corporation Limited
 Address : PLOT K-1, PART-1, K-2, K-3, K-4, K-5 & Amp; K-6, MIDC Talaja, Talaja - Panvel, Dist. - Raigarh
 Contact Person : Madan Popera / Vithal Jadhav

PARTICULARS OF SAMPLE ANALYSED

Nature of Sample : Stack Monitoring Date of Sampling : 14-Feb-24
 Sampling Method : Each analytical method covers the sampling procedure Date of Receipt : 15-Feb-24
 Date of Start of Analysis : 15-Feb-24 Date of End of Analysis : 19-Feb-24

Stack Details :-

Stack Attached To : HRSG - 5
 Shape of Stack : Round Stack height : 30 m
 Material of Construction : MS Stack Diameter : 1.5 m
 Stack Temperature : 120°C Stack Velocity : 8.3 m/s
 Type of Fuel : - Rate of Emission : 30295.3 Nm³/hr
 Consumption : -

Discipline : Chemical

Group : Atmospheric Pollution

Observation Table :-

Sr. No.	Parameters	Test Method	Unit	Result	Limits as per MPCB*
1	Total Particulate Matter (TPM)	IS - 11255 (Part - 1) 1985, RA 2018	mg/Nm ³	3.4	≤ 10
2	Sulphur Dioxide (SO ₂)	IS - 11255 (Part - 2) 1985, RA 2018	mg/Nm ³	1.7	Not Specified
3	Oxides of Nitrogen (NOx)	SCP-ENV-25-01	mg/Nm ³	38.9	≤ 350
4	Carbon Monoxide (CO)	SCP-ENV-25-01	mg/Nm ³	Not Detected	Not Specified

*Limits as per client requirement

MPCB* - Maharashtra Pollution Control Board

Remark : All the parameters are found within limits.


 Assistant Manager - Air
 (Authorised Signatory)
 Mr. Abul Mandhare



Note :

1. This report is valid for the tested sample only.
2. Test report shall not be reproduced except in full & with written approval of Equinox Labs Private Limited.
3. This report should not be used for advertisement / judicial purpose.
4. The samples has been provided by the customer and results applied to the sample as received by the lab
5. The information provided by customer can affect the validity of results.

****END OF REPORT****

Your Testing and Auditing Partner

EQUINOX TEST REPORT

Report Issue Date : 9-Nov-23

Reference Number : EQNX.001:LAB.A:23:11:01075

ULR-TC662023000075899F

INFORMATION PROVIDED BY CUSTOMER

Client Name : M/s Deepak Fertilizers & Petrochemicals Corporation Limited
 Address : Plot Nos. K-1 Part 1, K-2, K-3, K-4, K-5 & K-6, MIDC Talaja, Tal.Panvel, Dist. Raigad.
 Contact Person : Vitthal Jadhav / Madan Popeta

PARTICULARS OF SAMPLE ANALYSED

Sampling Protocol	: SOP-ENV-02-01	Date of Sampling	: 4-Nov-23
Sampling Location	: GT-1	Date of Receipt	: 4-Nov-23
Sample Description	: Indoor Air Quality Monitoring	Date of Start of Analysis	: 4-Nov-23
		Date of End of Analysis	: 7-Nov-23

RESULTS OF ANALYSIS

Discipline : Chemical

Group : Atmospheric Pollution

Sr. No.	Parameters	Units	Method	Result	Specified Limits	Standards*
1	Suspended Particulate Matter (SPM)	mg/m ³	IS - 5182 - Part 4	0.211	<15	OSHA
2	Carbon Monoxide	mg/m ³	SOP-ENV-08-00	0.3	< 50	OSHA
3	Nitrogen Dioxide	ppm	SOP-ENV-3400	<0.002	< 5	OSHA
4	Sulphur Dioxide	ppm	IS - 5182 - Part 2	0.03	< 5	OSHA

*ASHRAE - American Society of Heating Refrigerating & Air Conditioning Engineers. OSHA - Occupational Safety and Health Administration

Remark : All the parameters are found within limits.


 Assistant Manager - Air
 (Authorized Signatory)
 Mr. Atul Mandhare



Note :

1. This report is valid for the tested sample only.
2. Test report shall not be reproduced except in full & with written approval of Equinox Labs Private Limited.
3. This report should not be used for advertisement / judicial purposes.
4. The samples has been provided by the customer and results applied to the sample as received by the lab.
5. The information provided by customer can affect the validity of results.

****END OF REPORT****

Your Testing and Auditing Partner

EQUINOX TEST REPORT

Report Issue Date : 23-Nov-23

Reference Number : EQNX-001:LAB:A:23:11:04474

ULR-TC682023000079203F

INFORMATION PROVIDED BY CUSTOMER

Client Name : M/s Deepak Fertilizers & Petrochemicals Corporation Limited
 Address : Plot Nos. K-1 Part 1, K-2, K-3, K-4, K-5 & K-6, MIDC Talaja, Tal.Panvel, Dist. Raigad.
 Contact Person : Vitthal Jadhav / Madan Popeta

PARTICULARS OF SAMPLE ANALYSED

Sampling Protocol : SOP-ENV-02-01	Date of Sampling : 16-Nov-23
Sampling Location : GT-1 Area	Date of Receipt : 16-Nov-23
Sample Description : Workplace Air Quality Monitoring	Date of Start of Analysis : 16-Nov-23
	Date of End of Analysis : 21-Nov-23

RESULTS OF ANALYSIS

Discipline : Chemical

Group : Atmospheric Pollution

Sr. No.	Parameters	Units	Method	Result	Specified Limits	Standards*
1	Suspended Particulate Matter (SPM)	mg/m ³	IS - 5182 - Part 4	0.98	<15	OSHA
2	Carbon Monoxide	mg/m ³	SOP-ENV-39-00	0.8	< 50	OSHA
3	Nitrogen Dioxide	ppm	SOP-ENV-3400	2.8	< 5	OSHA
4	Sulphur Dioxide	ppm	IS - 5182 - Part 2	3.7	< 5	OSHA

*OSHA -Occupational Safety and Health Administration

Remark : All the parameters are found within limits.


 Assistant Manager - Air
 (Authorised Signatory)
 Mr. Atul Mandhare



- Note :**
1. This report is valid for the tested sample only.
 2. Test report shall not be reproduced except in full & with written approval of Equinox Labs Private Limited.
 3. This report should not be used for advertisement / judicial purpose.
 4. The samples has been provided by the customer and results applied to the sample as received by the lab.
 5. The information provided by customer can affect the validity of results.

****END OF REPORT****

Your Testing and Auditing Partner

EQUINOX TEST REPORT

Reference Number : EQNX.001-LAB.A.23:11-01079

Report Issue Date : 9-Nov-23

ULR-TC882023000075900F

INFORMATION PROVIDED BY CUSTOMER

Client Name : M/s Deepak Fertilizers & Petrochemicals Corporation Limited

Address : Plot Nos. K-1 Part 1, K-2, K-3, K-4, K-5 & K-6, MIDC Talaja, Tal. Parvel, Dist. Raigad.

Contact Person : Vitthal Jadhav / Madan Popeta

PARTICULARS OF SAMPLE ANALYSED

Sampling Protocol : SOP-ENV-02-01

Date of Sampling : 4-Nov-23

Sampling Location : GT-2

Date of Receipt : 4-Nov-23

Sample Description : Indoor Air Quality Monitoring

Date of Start of Analysis : 4-Nov-23

Date of End of Analysis : 7-Nov-23

RESULTS OF ANALYSIS

Discipline : Chemical

Group : Atmospheric Pollution

Sr. No.	Parameters	Units	Method	Result	Specified Limits	Standards*
1	Suspended Particulate Matter (SPM)	mg/m ³	IS - 5182 - Part 4	0.255	<15	OSHA
2	Carbon Monoxide	mg/m ³	SOP-ENV-39-00	0.1	< 50	OSHA
3	Nitrogen Dioxide	ppm	SOP-ENV-3400	<0.002	< 5	OSHA
4	Sulphur Dioxide	ppm	IS - 5182 - Part 2	0.023	< 5	OSHA

*ASHRAE - American Society of Heating Refrigerating & Air Conditioning Engineers, OSHA - Occupational Safety and Health Administration

Remark : All the parameters are found within limits.



Plant Manager - Air
(Authorised Signatory)
Mr. Atul Mandhare



Notes :

- This report is valid for the tested sample only.
- Test report shall not be reproduced except in full & with written approval of Equinox Labs Private Limited.
- This report should not be used for advertisement / judicial purpose.
- The samples has been provided by the customer and results applied to the sample as received by the lab.
- The information provided by customer can affect the validity of results

****END OF REPORT****

Your Testing and Auditing Partner

Equinox Labs Private Limited | CIN No. U74999MH2017PTC297024

Corporate Office: Equinox Center, R65, TTC, Rabale, Navi Mumbai - 400701

Laboratories At: Mumbai, Bangalore, Hyderabad, Noida, Kolkata, Chennai

+91 22 50647422

info@equinoxlab.com

www.equinoxlab.com

EQUINOX TEST REPORT

Report Issue Date : 23-Nov-23

Reference Number : EQNX:001:LAB/A:23:11:04475

ULR-TC682023000079204F

INFORMATION PROVIDED BY CUSTOMER

Client Name : M/s Deepak Fertilizers & Petrochemicals Corporation Limited
 Address : Plot Nos. K-1 Part 1, K-2, K-3, K-4, K-5 & K-6, MIDC Talaja, Tal.Panvel, Dist. Raigad.
 Contact Person : Vitthal Jadhav / Madan Popeta

PARTICULARS OF SAMPLE ANALYSED

Sampling Protocol : SOP-ENV-02-01	Date of Sampling : 16-Nov-23
Sampling Location : GT-2 Area	Date of Receipt : 16-Nov-23
Sample Description : Workplace Air Quality Monitoring	Date of Start of Analysis : 16-Nov-23
	Date of End of Analysis : 21-Nov-23

RESULTS OF ANALYSIS


Discipline : Chemical

Group : Atmospheric Pollution

Sr. No.	Parameters	Units	Method	Result	Specified Limits	Standards*
1	Suspended Particulate Matter (SPM)	mg/m ³	IS - 5182 - Part 4	0.87	<15	OSHA
2	Carbon Monoxide	mg/m ³	SOP-ENV-39-00	0.34	< 50	OSHA
3	Nitrogen Dioxide	ppm	SOP-ENV-3400	1.5	< 5	OSHA
4	Sulphur Dioxide	ppm	IS - 5182 - Part 2	1.9	< 5	OSHA

*OSHA -Occupational Safety and Health Administration

Remark : All the parameters are found within limits.


 Assistant Manager - Air
 (Authorised Signatory)
 Mr. Atul Mandhare



- Note :**
1. This report is valid for the tested sample only.
 2. Test report shall not be reproduced except in full & with written approval of Equinox Labs Private Limited.
 3. This report should not be used for advertisement / judicial purpose.
 4. The samples has been provided by the customer and results applied to the service as received by the lab.
 5. The information provided by customer can affect the validity of results.

****END OF REPORT****

Your Testing and Auditing Partner

EQUINOX TEST REPORT

Reference Number : EQNX.001-LAB-A.23.11.01080

Report Issue Date : 9-Nov-23

LILR-TC682023000075815F

INFORMATION PROVIDED BY CUSTOMER

Client Name : M/s Deepak Fertilizers & Petrochemicals Corporation Limited
 Address : Plot Nos. K-1 Part 1, K-2, K-3, K-4, K-5 & K-6, MIDC Talaja, Tal. Parvel, Dist. Raigad.
 Contact Person : Vitthal Jadhav / Madan Popeta

PARTICULARS OF SAMPLE ANALYSED

Sampling Protocol	: SOP-ENV-02-01	Date of Sampling	: 4-Nov-23
Sampling Location	: GT-5	Date of Receipt	: 4-Nov-23
Sample Description	: Indoor Air Quality Monitoring	Date of Start of Analysis	: 4-Nov-23
		Date of End of Analysis	: 7-Nov-23

RESULTS OF ANALYSIS

Discipline : Chemical

Group : Atmospheric Pollution

Sr. No.	Parameters	Units	Method	Result	Specified Limits	Standards*
1	Suspended Particulate Matter (SPM)	mg/m ³	IS - 5182 - Part 4	0.27	<15	OSHA
2	Carbon Monoxide	mg/m ³	SOP-ENV-39-03	0.3	< 50	OSHA
3	Nitrogen Dioxide	ppm	SOP-ENV-3400	<0.002	< 5	OSHA
4	Sulphur Dioxide	ppm	IS - 5182 - Part 2	0.027	< 5	OSHA

*ASHRAE -American Society of Heating Refrigerating & Air Conditioning Engineers. OSHA -Occupational Safety and Health Administrator

Remark : All the parameters are found within limits.


 Assistant Manager - Air
 (Authorised Signatory)
 Mr. Atul Mandhare



Note :

1. This report is valid for the tested sample only.
2. Test report shall not be reproduced except in full & with written approval of Equinox Labs Private Limited.
3. This report should not be used for advertisement / judicial purpose.
4. The samples has been provided by the customer and results applied to the sample as received by the lab.
5. The information provided by customer can affect the validity of results.

****END OF REPORT****

Your Testing and Auditing Partner

EQUINOX TEST REPORT

Report Issue Date : 23-Nov-23

Reference Number : EQNX.001.LAB:A.23:11:04476

ULR-TC682023000679205F

INFORMATION PROVIDED BY CUSTOMER

Client Name : M/s Deepak Fertilizers & Petrochemicals Corporation Limited
 Address : Plot Nos. K-1 Part 1, K-2, K-3, K-4, K-5 & K-6, MIDC Taloja, Tal.Panvel, Dist. Raigad.
 Contact Person : Vitthal Jadhav / Madan Popeta

PARTICULARS OF SAMPLE ANALYSED

Sampling Protocol : SOP-ENV-02-01	Date of Sampling : 16-Nov-23
Sampling Location : GT-5 Area	Date of Receipt : 16-Nov-23
Sample Description : Workplace Air Quality Monitoring	Date of Start of Analysis : 16-Nov-23
	Date of End of Analysis : 21-Nov-23

RESULTS OF ANALYSIS

Discipline : Chemical

Group : Atmospheric Pollution

Sr. No.	Parameters	Units	Method	Result	Specified Limits	Standards*
1	Suspended Particulate Matter (SPM)	mg/m ³	IS - 5182 - Part 4	0.75	<15	OSHA
2	Carbon Monoxide	mg/m ³	SOP-ENV-39-00	0.23	< 50	OSHA
3	Nitrogen Dioxide	ppm	SOP-ENV-3400	2.2	< 5	OSHA
4	Sulphur Dioxide	ppm	IS - 5182 - Part 2	2.6	< 5	OSHA

*OSHA - Occupational Safety and Health Administration

Remark : All the parameters are found within limits.



Assistant Manager - Air
(Authorised Signatory)
Mr. Atul Mandhare



TC-4820



- Note :**
1. This report is valid for the tested sample only.
 2. Test report shall not be reproduced except in full & with written approval of Equinox Labs Private Limited.
 3. This report should not be used for advertisement / judicial purpose.
 4. The samples has been provided by the customer and results applied to the sample as received by the lab.
 5. The information provided by customer can affect the validity of results.

****END OF REPORT****

Your Testing and Auditing Partner

EQUINOX TEST REPORT

Reference Number : EQNX:001:LAB.A:23:12:07785 A

Report Issue Date : 4-Jan-24

ULR-TC682023000090284F

INFORMATION PROVIDED BY CUSTOMER

Client Name : M/s Deepak Fertilizers & Petrochemicals Corporation Limited
 Address : Plot Nos. K-1 Part 1, K-2, K-3, K-4, K-5 & K-6, MIDC Talaja, Tal. Parvel, Dist. Raigad.
 Contact Person : Madan Popeta / Vitthal Jadhav

PARTICULARS OF SAMPLE ANALYSED

Sampling Protocol : SOP-ENV-02-01	Date of Sampling : 27-Dec-23
Sampling Location : GT-1 Area	Date of Receipt : 28-Dec-23
Sample Description : Workplace Air Quality Monitoring	Date of Start of Analysis : 28-Dec-23
	Date of End of Analysis : 3-Jan-24

RESULTS OF ANALYSIS

Discipline : Chemical

sp. : Atmospheric Pollution

Sr. No.	Parameters	Units	Method	Result	Specified Limits	Standards*
1	Nitrogen Dioxide	ppm	SOP-ENV-07-02	2.8	< 5	OSHA
2	Sulphur Dioxide	ppm	SOP-ENV-13-02	2.9	< 5	OSHA
3	Carbon Monoxide	mg/m ³	SOP-ENV-39-00	0.72	< 50	OSHA

* OSHA - Occupational Safety and Health Administration.

Remark : All the parameters are found within limits.


 Assistant Manager - Air
 (Authorised Signatory)
 Mr. Atul Mandhare



Note :

1. This report is valid for the tested sample only.
2. Test report shall not be reproduced except in full & with written approval of Equinox Labs Private Limited.
3. This report should not be used for advertisement / judicial purpose.
4. The samples has been provided by the customer and results applied to the sample as received by the lab. Information provided by customer can affect the validity of results

****END OF REPORT****

Your Testing and Auditing Partner

EQUINOX TEST REPORT

Report Issue Date : 4-Jan-24

Reference Number : EQNX:001:LAB:A:23:12:07785 B

INFORMATION PROVIDED BY CUSTOMER

Client Name : M/s Deepak Fertilizers & Petrochemicals Corporation Limited
 Address : Plot Nos. K-1 Part 1, K-2, K-3, K-4, K-5 & K-6, MIDC Taloja, Tal.Parvel, Dist. Raigad.
 Contact Person : Madan Popeta / Vilthal Jadhav

PARTICULARS OF SAMPLE ANALYSED

Sampling Protocol : SOP-ENV-02-01	Date of Sampling : 27-Dec-23
Sampling Location : GT-1 Area	Date of Receipt : 28-Dec-23
Sample Description : Workplace Air Quality Monitoring	Date of Start of Analysis : 28-Dec-23
	Date of End of Analysis : 3-Jan-24

RESULTS OF ANALYSIS

Discipline : Chemical
Group : Atmospheric Pollution

Sr. No.	Parameters	Units	Method	Result	Specified Limits	Standards*
1	Suspended Particulate Matter (SPM)	mg/m ³	NIOSH 500	0.89	< 15	OSHA

* OSHA -Occupational Safety and Health Administration

Remark : The above tested parameter is found within limit.


 Assistant Manager - Air
 (Authorised Signatory)
 Mr. Atul Mandhare



Note :

1. This report is valid for the tested sample only.
2. This report shall not be reproduced except in full & with written approval of Equinox Labs Private Limited.
3. This report should not be used for advertisement / judicial purpose.
4. The samples has been provided by the customer and results applied to the sample as received by the lab.
5. The information provided by customer can affect the validity of results.

****END OF REPORT****

Your Testing and Auditing Partner

EQUINOX TEST REPORT

Reference Number : EQMX.001.LAB.A.23.12.07784.A

Report Issue Date : 4-Jan-24

ULP-TC582023000090253F

INFORMATION PROVIDED BY CUSTOMER

Client Name : M/s Deepak Fertilizers & Petrochemicals Corporation Limited
 Address : Plot Nos. K-1 Part 1, K-2, K-3, K-4, K-5 & K-6, MIDC Talaja, Tal Parvel, Dist. Raigad.
 Contact Person : Madan Popeta / Vitthal Jadhav

PARTICULARS OF SAMPLE ANALYSED

Sampling Protocol : SOP-ENV-02-01	Date of Sampling : 27-Dec-23
Sampling Location : GT-2 Area	Date of Receipt : 28-Dec-23
Sample Description : Workplace Air Quality Monitoring	Date of Start of Analysis : 28-Dec-23
	Date of End of Analysis : 3-Jan-24

RESULTS OF ANALYSIS

Discipline : Chemical

sp : Atmospheric Pollution

Sr. No.	Parameters	Units	Method	Result	Specified Limits	Standards*
1	Nitrogen Dioxide	ppm	SOP-ENV-07-02	2.5	< 5	OSHA
2	Sulphur Dioxide	ppm	SOP-ENV-13-02	3.20	< 5	OSHA
3	Carbon Monoxide	mg/m ³	SOP-ENV-39-02	0.24	< 50	OSHA

*OSHA - Occupational Safety and Health Administration

Remark : All the parameters are found within limits.


 Assistant Manager - Air
 (Authorised Signatory)
 Mr. Atul Mandhare



Note :

1. This report is valid for the tested sample only.
2. Test report shall not be reproduced except in full & with written approval of Equinox Labs Private Limited.
3. This report should not be used for advertisement / public purpose.
4. The samples has been provided by the customer and results applied to the sample as received by the lab. Information provided by customer can affect the validity of results.

****END OF REPORT****

Your Testing and Auditing Partner

EQUINOX TEST REPORT

Report Issue Date : 4-Jan-24

Reference Number : EQNX.001:LAB:A.23:12-07784 B

INFORMATION PROVIDED BY CUSTOMER

Client Name : M/s Deepak Fertilizers & Petrochemicals Corporation Limited
 Address : Plot Nos. K-1 Part 1, K-2, K-3, K-4, K-5 & K-6, MIDC Taloja, Tal. Panvel, Dist. Raigad.
 Contact Person : Madan Popeta / Vitthal Jadhav

PARTICULARS OF SAMPLE ANALYSED

Sampling Protocol : SOP-ENV-02-01	Date of Sampling : 27-Dec-23
Sampling Location : GT-2 Area	Date of Receipt : 28-Dec-23
Sample Description : Workplace Air Quality Monitoring	Date of Start of Analysis : 28-Dec-23
	Date of End of Analysis : 3-Jan-24

RESULTS OF ANALYSIS

Discipline : Chemical
Group : Atmospheric Pollution

Sr. No.	Parameters	Units	Method	Result	Specified Limits	Standards*
1	Suspended Particulate Matter (SPM)	mg/m ³	NIOSH 500	0.92	< 15	OSHA

* OSHA - Occupational Safety and Health Administration.

Remark : The above tested parameter is found within limit.



Assistant Manager - Air
 (Authorised Signatory)
 Mr. Atul Mandhare



Notes :

1. This report is valid for the tested sample only.
2. This report shall not be reproduced except in full & with written approval of Equinox Labs Private Limited.
3. This report should not be used for advertisement / judicial purpose.
4. The samples has been provided by the customer and results applied to the sample as received by the lab.
5. The information provided by customer can affect the validity of results.

*****END OF REPORT*****

Your Testing and Auditing Partner

EQUINOX TEST REPORT

Reference Number : EQNX/001/LAB/A/23/12/07786 A
 Report Issue Date : 4-Jan-24
 ULR-TC882023000090265F

INFORMATION PROVIDED BY CUSTOMER

Client Name : M/s Deepak Fertilizers & Petrochemicals Corporation Limited
 Address : Plot Nos. K-1 Part 1, K-2, K-3, K-4, K-5 & K-6, MIDC Taloja, Tal. Parveer, Dist. Raigad.
 Contact Person : Madan Popeta / Vithal Jadhav

PARTICULARS OF SAMPLE ANALYSED

Sampling Protocol : SOP-ENV-02-01	Date of Sampling : 27-Dec-23
Sampling Location : GT-5 Area	Date of Receipt : 28-Dec-23
Sample Description : Workplace Air Quality Monitoring	Date of Start of Analysis : 28-Dec-23
	Date of End of Analysis : 3-Jan-24

RESULTS OF ANALYSIS

Discipline : Chemical
 sp : Atmospheric Pollution

Sr. No.	Parameters	Units	Method	Result	Specified Limits	Standards*
1	Nitrogen Dioxide	ppm	SOP-ENV-07-02	2.9	< 5	OSHA
2	Sulphur Dioxide	ppm	SOP-ENV-13-02	3.5	< 5	OSHA
3	Carbon Monoxide	mg/m ³	SOP-ENV-39-00	0.64	< 50	OSHA

*OSHA -Occupational Safety and Health Administration.

Remark : All the parameters are found within limits.


 Assistant Manager - Air
 (Authorised Signatory)
 Mr. Atul Mandhare



- Note :**
1. This report is valid for the tested sample only.
 2. Test report shall not be reproduced except in full & with written approval of Equinox Labs Private Limited.
 3. This report should not be used for advertisement / judicial purpose.
 4. *The samples has been provided by the customer and results applied in the sample as received by the lab information provided by customer can affect the validity of results

****END OF REPORT****

Your Testing and Auditing Partner

EQUINOX TEST REPORT

Report Issue Date : 4-Jan-24

Reference Number : EQNX-001:LAB:A:23:12:07786 B

INFORMATION PROVIDED BY CUSTOMER

Client Name : M/s Deepak Fertilizers & Petrochemicals Corporation Limited
 Address : Plot Nos. K-1 Part 1, K-2, K-3, K-4, K-5 & K-6, MIDC Talaja, Tal.Parvel, Dist. Raigad.
 Contact Person : Madan Popeta / Vitthal Jadhav

PARTICULARS OF SAMPLE ANALYSED

Sampling Protocol : SOP-ENV-02-01	Date of Sampling : 27-Dec-23
Sampling Location : GT-5 Area	Date of Receipt : 28-Dec-23
Sample Description : Workplace Air Quality Monitoring	Date of Start of Analysis : 28-Dec-23
	Date of End of Analysis : 3-Jan-24

RESULTS OF ANALYSIS

Discipline : Chemical
 Group : Atmospheric Pollution

Sr. No.	Parameters	Units	Method	Result	Specified Limits	Standards*
1	Suspended Particulate Matter (SPM)	mg/m ³	NIOSH 500	0.85	< 15	OSHA

*OSHA -Occupational Safety and Health Administration.

Remark : The above tested parameter is found within limit.


 Assistant Manager - Air
 (Authorised Signatory)
 Mr. Atul Mandhare



- Note :**
1. This report is valid for the tested sample only.
 2. This report shall not be reproduced except in full & with written approval of Equinox Labs Private Limited.
 3. This report should not be used for advertisement / judicial purpose.
 4. The samples has been provided by the customer and results applied to the sample as received by the lab
 5. The information provided by customer can affect the validity of results

****END OF REPORT****

Your Testing and Auditing Partner

EQUINOX TEST REPORT

Report Issue Date : 25-Jan-24
ULR-TC682024000004919F

Reference Number : EQNX-001/LAB-A/24/01/05382-A

INFORMATION PROVIDED BY CUSTOMER

Client Name : M/s Deepak Fertilizers & Petrochemicals Corporation Limited
Address : Plot Nos. K-1 Part 1, K-2, K-3, K-4, K-5 & K-6, MIDC Talaja, Tal. Panvel, Dist. Raigad
Contact Person : Madan Popeta / Virthal Jadhav

PARTICULARS OF SAMPLE ANALYSED

Sampling Protocol : SOP-ENV-02-01	Date of Sampling : 18-Jan-24
Sampling Location : GT-1	Date of Receipt : 19-Jan-24
Sample Description : Workplace Air Quality Monitoring	Date of Start of Analysis : 19-Jan-24
	Date of End of Analysis : 23-Jan-24

RESULTS OF ANALYSIS

Discipline : Chemical
Group : Atmospheric Pollution

Sr. No.	Parameters	Units	Method	Result	Specified Limits	Standards*
1	Sulphur Dioxide	ppm	SOP-ENV-13-02	<0.0023	< 5	OSHA
2	Carbon Monoxide	mg/m ³	SOP-ENV-39-00	0.62	< 50	OSHA
3	Nitrogen Dioxide	ppm	SOP-ENV-07-02	<0.0020	< 5	OSHA

*OSHA -Occupational Safety and Health Administration

Remark : All the parameters are found within limits.


 Assistant Manager - Air
 (Authorised Signatory)
 Mr. Atul Mandhare



- Note** :-
1. This report is valid for the tested sample only.
 2. Test report shall not be reproduced except in full & with written approval of Equinox Labs Private Limited.
 3. This report should not be used for advertisement / judicial purpose.
 4. The samples has been provided by the customer and results apply to the sample as received by the lab.
 5. The information provided by customer can affect the validity of results.

*****END OF REPORT*****

Your Testing and Auditing Partner

EQUINOX TEST REPORT

Report Issue Date : 25-Jan-24

Reference Number : EDNX/001-LAB/A/24-01-05392-9

INFORMATION PROVIDED BY CUSTOMER

Client Name : M/s Deepak Fertilizers & Petrochemicals Corporation Limited
 Address : Plot Nos. K-1 Part 1, K-2, K-3, K-4, K-5 & K-6, MIDC Taloja, Tal. Panvel, Dist. Raigad.
 Contact Person : Madan Popeta / Vitthal Jadhav

PARTICULARS OF SAMPLE ANALYSED

Sampling Protocol : SOP-EHV-02-01	Date of Sampling : 18-Jan-24
Sampling Location : GT- 1	Date of Receipt : 19-Jan-24
Sample Description : Workplace Air Quality Monitoring	Date of Start of Analysis : 19-Jan-24
	Date of End of Analysis : 23-Jan-24

RESULTS OF ANALYSIS

Discipline : Chemical

Group : Atmospheric Pollution

Sr. No.	Parameters	Units	Method	Result	Specified Limits	Standards*
1	Suspended Particulate Matter (SPM)	mg/m ³	NIOSH 500	0.61	< 15	OSHA

*OSHA -Occupational Safety and Health Administration

Remark : The above tested parameters is found within limits.


 Assistant Manager - Air
 (Authorised Signatory)
 Mr. Atul Mandhare



Note :

1. This report is valid for the tested sample only.
2. Test report shall not be reproduced except in full & with written approval of Equinox Labs Private Limited
3. This report should not be used for advertisement / judicial purpose.
4. The samples has been provided by the customer and results applied to the sample as received by the lab.
5. The information provided by customer can affect the validity of results

****END OF REPORT****

Your Testing and Auditing Partner

EQUINOX TEST REPORT

Reference Number : EQNX001:LAB:A:24.01.05383-A

Report Issue Date : 25-Jan-24
 ULR-TC882024000054918F

INFORMATION PROVIDED BY CUSTOMER

Client Name : M/s Deepak Fertilizers & Petrochemicals Corporation Limited
 Address : Plot Nos. K-1 Part 1, K-2, K-3, K-4, K-5 & K-6, MIDC Talaja, Tal. Panvel, Dist. Raigad.
 Contact Person : Madan Popata / Vitthal Jadhav

PARTICULARS OF SAMPLE ANALYSED

Sampling Protocol : SOP-ENV-02-01	Date of Sampling : 18-Jan-24
Sampling Location : GT- 2	Date of Receipt : 19-Jan-24
Sample Description : Workplace Air Quality Monitoring	Date of Start of Analysis : 19-Jan-24
	Date of End of Analysis : 23-Jan-24

RESULTS OF ANALYSIS

Discipline : Chemical
 Group : Atmospheric Pollution

Sr. No.	Parameters	Units	Method	Result	Specified Limits	Standards*
1	Sulphur Dioxide	ppm	SOP-ENV-13-02	<0.0023	< 5	OSHA
2	Carbon Monoxide	mg/m ³	SOP-ENV-39-00	0.47	< 50	OSHA
3	Nitrogen Dioxide	ppm	SOP-ENV-07-02	<0.0020	< 5	OSHA

*OSHA -Occupational Safety and Health Administration.

Remark : All the parameters are found within limits.


 Assistant Manager - Air
 (Authorised Signatory)
 Mr. Atul Mandhare



- Note :
1. This report is valid for the tested sample only.
 2. Test report shall not be reproduced except in full & with written approval of Equinox Labs Private Limited.
 3. This report should not be used for advertisement / judicial purpose.
 4. Test samples has been provided by the customer and results applied to the sample as received by our lab.
 5. This information provided by customer can affect the validity of results.

****END OF REPORT****

Your Testing and Auditing Partner

EQUINOX TEST REPORT

Report Issue Date : 25-Jan-24

Reference Number : EONX.001.LAB.A:24:01.05383 B

INFORMATION PROVIDED BY CUSTOMER

Client Name : M/s Deepak Fertilizers & Petrochemicals Corporation Limited
 Address : Plot Nos. K-1 Part 1, K-2, K-3, K-4, K-5 & K-6, MIDC Talaja, Tal:Parvel, Dist. Raigad.
 Contact Person : Madan Popeta / Virthal Jadhav

PARTICULARS OF SAMPLE ANALYSED

Sampling Protocol	: SOP-ENV-02-01	Date of Sampling	: 18-Jan-24
Sampling Location	: GT- 2	Date of Receipt	: 19-Jan-24
Sample Description	: Workplace Air Quality Monitoring	Date of Start of Analysis	: 19-Jan-24
		Date of End of Analysis	: 23-Jan-24

RESULTS OF ANALYSIS

Dispersions : Chemical

Growth : Atmospheric Pollution

Sr. No.	Parameters	Units	Method	Result	Specified Limits	Standards*
1	Suspended Particulate Matter (SPM)	mg/m ³	NIOSH 500	0.52	< 15	OSHA

* OSHA - Occupational Safety and Health Administration

Remark : The above tested parameters is found within limits.



Assistant Manager - Air
 (Authorised Signatory)
 Mr. Atul Mandhare



Note :

1. This report is valid for the tested sample only.
2. Test report shall not be reproduced except in full & with written approval of Equinox Labs Private Limited.
3. This report should not be used for advertisement / judicial purpose.
4. The samples has been provided by the customer and results applied to the sample as received by the lab.
5. The information provided by customer can affect the validity of results.

****END OF REPORT****

Your Testing and Auditing Partner

EQUINOX TEST REPORT

Reference Number : EQNX/001/LAB/A-24/01/05381-A

Report Issue Date : 25-Jan-24

ULR-TC582024000004920F

INFORMATION PROVIDED BY CUSTOMER

Client Name : M/s Deepak Fertilizers & Petrochemicals Corporation Limited
 Address : Plot Nos. K-1 Part 1, K-2, K-3, K-4, K-5 & K-6, MIDC Taxojs, Tal. Parvel, Dist. Raigad.
 Contact Person : Madan Popeta / Vithal Jadhav

PARTICULARS OF SAMPLE ANALYSED

Sampling Protocol : SOP-ENV-02-01
 Sampling Location : GT-5
 Sample Description : Workplace Air Quality Monitoring

Date of Sampling : 18-Jan-24
 Date of Receipt : 19-Jan-24
 Date of Start of Analysis : 19-Jan-24
 Date of End of Analysis : 23-Jan-24

RESULTS OF ANALYSIS

Discipline: Chemical

Group: Atmospheric Pollution

Sr. No.	Parameters	Units	Method	Result	Specified Limits	Standards*
1	Sulphur Dioxide	ppm	SOP-ENV-13-02	<0.0023	< 5	OSHA
2	Carbon Monoxide	mg/m ³	SOP-ENV-39-00	0.49	< 50	OSHA
3	Nitrogen Dioxide	ppm	SOP-ENV-07-02	0.043	< 5	OSHA

*OSHA -Occupational Safety and Health Administration.

Remark : All the parameters are found within limits.



Assistant Manager - Air
 (Authorised Signatory)
 Mr. Atul Mandhare



Note :

- This report is valid for the tested sample only.
- Test report shall not be reproduced except in full & with written approval of Equinox Labs Private Limited.
- This report should not be used for advertisement / judicial purpose.
- Timely samples have been provided by the customer and results applied to the sample as received by the lab.
- The information provided by customer can affect the validity of results.

****END OF REPORT****

Your Testing and Auditing Partner

EQUINOX TEST REPORT

Report Issue Date : 25-Jan-24

Reference Number : EQNX-001-LAB-A-24-0105381 B

INFORMATION PROVIDED BY CUSTOMER

Client Name : M/s Deepak Fertilizers & Petrochemicals Corporation Limited
 Address : Plot Nos. K-1 Part 1, K-2, K-3, K-4, K-5 & K-6, MDC Talaja, Tal Parve, Dist, Raigad.
 Contact Person : Madan Popeta / Vishal Jadhav

PARTICULARS OF SAMPLE ANALYSED

Sampling Protocol : SOP-ENV-02-01	Date of Sampling : 18-Jan-24
Sampling Location : GT-6	Date of Receipt : 19-Jan-24
Sample Description : Workplace Air Quality Monitoring	Date of Start of Analysis : 19-Jan-24
	Date of End of Analysis : 23-Jan-24

RESULTS OF ANALYSIS

Disipline : Chemical

Group : Atmospheric Pollution

Sr. No.	Parameters	Units	Method	Result	Specified Limits	Standards*
1	Suspended Particulate Matter (SPM)	mg/m ³	NIOSH 500	0.45	< 15	OSHA

*OSHA -Occupational Safety and Health Administration.

Remark : The above tested parameters is found within limits.


 Assistant Manager - Air
 (Authorised Signatory)
 Mr. Atul Mandhare



Note :

1. This report is valid for the tested sample only.
2. Test report should not be reproduced except in full & with written approval of Equinox Labs Private Limited.
3. This report should not be used for advertisement / judicial purpose.
4. The samples has been provided by the customer and results apply to the sample as received by the lab.
5. The information provided by customer can affect the validity of results.

****END OF REPORT****

Your Testing and Auditing Partner

EQUINOX TEST REPORT

Reference Number : EQNX/001/LAB/A/24/02/03580 A Report Issue Date : 15-Feb-24
ULR-TC582024000010029F

INFORMATION PROVIDED BY CUSTOMER

Client Name : M/S Deepak Fertilizers & Petrochemicals Corporation Limited
 Address : Plot Nos K-1 Part - 1, K-2, K-3, K-4, K-5 & K-6, MIDC Talaja, Tal Panvel, Dist Raigad.
 Contact Person : Vilhal Jadhav / Madan Popeta

PARTICULARS OF SAMPLE ANALYSED

Sampling Protocol : SOP-ENV-02-01	Date of Sampling : 12-Feb-24
Sampling Location : Near GT 1 Area	Date of Receipt : 13-Feb-24
Sample Description : Workplace Air Quality Monitoring	Date of Start of Analysis : 13-Feb-24
	Date of End of Analysis : 14-Feb-24

RESULTS OF ANALYSIS

Discipline : Chemical
 Group : Atmospheric Pollution

Sr. No.	Parameters	Units	Method	Result	Specified Limits	Standards*
1	Sulphur Dioxide	ppm	SOP-ENV-13-02	< 0.0023	< 5	OSHA
2	Carbon Monoxide	mg/m ³	SOP-ENV-39-00	0.63	< 50	OSHA
3	Nitrogen Dioxide	ppm	SOP-ENV-07-02	< 0.0020	< 5	OSHA

*OSHA - Occupational Safety and Health Administration.

Remark : All the parameters are found within limits.


 Assistant Manager - Air
 (Authorized Signatory)
 Mr. Atul Mandhare



- Note :**
1. This report is valid for the tested sample only.
 2. Test report shall not be reproduced except in full & with written approval of Equinox Labs Private Limited.
 3. This report should not be used for advertisement / judicial purpose.
 4. The samples has been provided by the customer and results applied to the sample as received by the lab.
 5. The information provided by customer can affect the validity of results.

****END OF REPORT****

Your Testing and Auditing Partner

EQUINOX TEST REPORT

Report Issue Date : 16-Feb-24

Reference Number : EQNC001.LAB.A-24.02.03580 B

INFORMATION PROVIDED BY CUSTOMER

Client Name : M/S Deepak Fertilizers & Petrochemicals Corporation Limited
 Address : Plot Nos K-1 Part - 1, K-2, K-3, K-4, K-5 & K-6, MIDC Taxu, Tal Panvel, Dist Raigad.
 Contact Person : Vibhala Jadhav / Madan Popets

PARTICULARS OF SAMPLE ANALYSED

Sampling Protocol : SOP-ENV-02-01	Date of Sampling : 12-Feb-24
Sampling Location : Near GT 1 Area	Date of Receipt : 13-Feb-24
Sample Description : Workplace Air Quality Monitoring	Date of Start of Analysis : 13-Feb-24
	Date of End of Analysis : 14-Feb-24

RESULTS OF ANALYSIS

Discipline : Chemical

Group : Atmospheric Pollution

Sr. No.	Parameters	Units	Method	Result	Specified Limits	Standards*
1	Suspended Particulate Matter (SPM)	mg/m ³	NIOSH 500	0.65	< 15	OSHA

*OSHA - Occupational Safety and Health Administration.

Remark : The above tested parameters is found within limits.



Assistant Manager - Air
(Authorised Signatory)
Mr. Atul Mandhara



Note :

1. This report is valid for the tested sample only.
2. Test report shall not be reproduced except in full & with written approval of Equinox Labs Private Limited.
3. This report should not be used for advertisement / judicial purpose.
4. The samples has been provided by the customer and results applied to the samples as received by the lab.
5. The information provided by customer can affect the validity of results.

****END OF REPORT****

Your Testing and Auditing Partner

EQUINOX TEST REPORT

Reference Number : EQNX.001.LAB.A.24.02.03579.A

Report Issue Date : 16-Feb-24
ULR-TC682024000010830F

INFORMATION PROVIDED BY CUSTOMER

Client Name : M/S Deepak Fertilizers & Petrochemicals Corporation Limited
Address : Plot Nos K-1 Part - 1, K-2, K-3, K-4, K-5 & K-6, MIDC Taloja, Tal. Panvel, Dist. Raigad.
Contact Person : Vitthal Jadhav / Madan Popela

PARTICULARS OF SAMPLE ANALYSED

Sampling Protocol : SOP-ENV-02-01	Date of Sampling :	12-Feb-24
Sampling Location : Near GT 2 Area	Date of Receipt :	13-Feb-24
Sample Description : Workplace Air Quality Monitoring	Date of Start of Analysis :	13-Feb-24
	Date of End of Analysis :	14-Feb-24

RESULTS OF ANALYSIS


Discipline : Chemical

Group : Atmospheric Pollution

Sr. No.	Parameters	Units	Method	Result	Specified Limits	Standards*
1	Sulphur Dioxide	ppm	SOP-ENV-13-02	< 0.0023	< 5	OSHA
2	Carbon Monoxide	mg/m ³	SOP-ENV-36-00	0.53	< 50	OSHA
3	Nitrogen Dioxide	ppm	SOP-ENV-07-02	< 0.0020	< 5	OSHA

*OSHA -Occupational Safety and Health Administration.

Remark : All the parameters are found within limits.



Assistant Manager - Air
(Authorised Signatory)
Mr. Atul Mandhare



TC-6820



Note :

1. This report is valid for the tested sample only.
2. Test report shall not be reproduced except in full & with written approval of Equinox Labs Private Limited.
3. This report should not be used for advertisement / judicial purpose.
4. The samples had been provided by the customer and results applied to the sample as received by the lab.
5. The information provided by customer can affect the validity of results.

****END OF REPORT****

Your Testing and Auditing Partner

EQUINOX TEST REPORT

Report Issue Date : 15-Feb-24

Reference Number : EQNX/001/LAB/A/24/02/03579 B

INFORMATION PROVIDED BY CUSTOMER

Client Name : M/S Deepak Fertilizers & Petrochemicals Corporation Limited
 Address : Plot Nos K-1 Part - 1, K-2, K-3, K-4, K-5 & K-6, MIDC Taloja, Tal Panvel, Dist Raigarh.
 Contact Person : Vibhal Jadhav / Madan Popota

PARTICULARS OF SAMPLE ANALYSED

Sampling Protocol : SOP-ENV-02-D1	Date of Sampling :	12-Feb-24
Sampling Location : Near GT 2 Area	Date of Receipt :	13-Feb-24
Sample Description : Workplace Air Quality Monitoring	Date of Start of Analysis :	13-Feb-24
	Date of End of Analysis :	14-Feb-24

RESULTS OF ANALYSIS

Discipline : Chemical

Group : Atmospheric Pollution

Sr. No.	Parameters	Units	Method	Result	Specified Limits	Standards*
1	Suspended Particulate Matter (SPM)	mg/m ³	NIOSH 500	0.56	< 15	OSHA

*OSHA - Occupational Safety and Health Administration.

Remark : The above tested parameters is found within limits.



Assistant Manager - Air
(Authorised Signatory)
Mr. Atul Mandhare



Notes :

1. This report is valid for the tested sample only.
2. Test report shall not be reproduced except in full & with written approval of Equinox Labs Private Limited.
3. This report should not be used for advertisement / judicial purpose.
4. The samples has been provided by the customer and results apply to the samples as received by the lab.
5. The information provided by customer can affect the validity of results.

****END OF REPORT****

Your Testing and Auditing Partner

EQUINOX TEST REPORT

Reference Number : EQNX/001/LAB/A/24/02/03682.A

Report Issue Date : 16-Feb-24
ULR-TC682024000010827F

INFORMATION PROVIDED BY CUSTOMER

Client Name : M/S Deepak Fertilizers & Petrochemicals Corporation Limited
Address : Plot Nos K-1 Part - 1, K-2, K-3, K-4, K-5 & K-6, MIDC Taloja, Tal Parvel, Dist. Raigad.
Contact Person : Vilhal Jadhav / Madan Popale

PARTICULARS OF SAMPLE ANALYSED

Sampling Protocol	: SOP-ENV-02-01	Date of Sampling	: 12-Feb-24
Sampling Location	: Near GT 5 Area	Date of Receipt	: 13-Feb-24
Sample Description	: Workplace Air Quality Monitoring	Date of Start of Analysis	: 13-Feb-24
		Date of End of Analysis	: 14-Feb-24

RESULTS OF ANALYSIS

Discipline : Chemical

Group : Atmospheric Pollution

Sr. No.	Parameters	Units	Method	Result	Specified Limits	Standards*
1	Sulphur Dioxide	ppm	SOP-ENV-13-02	< 0.0023	< 5	OSHA
2	Carbon Monoxide	mg/m ³	SOP-ENV-39-00	0.52	< 50	OSHA
3	Nitrogen Dioxide	ppm	SOP-ENV-07-02	< 0.0020	< 5	OSHA

*OSHA - Occupational Safety and Health Administration.

Remark : All the parameters are found within limits.



Assistant Manager - Air
(Authorised Signatory)
Mr. Atul Mandhare



Note :

1. This report is valid for the tested sample only.
2. Test report shall not be reproduced except in full & with written approval of Equinox Labs Private Limited.
3. This report should not be used for advertisement / judicial purpose.
4. The samples has been provided by the customer and results applied to the sample as received by the lab.
5. The information provided by customer can affect the validity of results.

****END OF REPORT****

Your Testing and Auditing Partner

EQUINOX TEST REPORT

Report Issue Date : 15-Feb-24

Reference Number : EQNX.001.LAB.A-24.02.03582.B

INFORMATION PROVIDED BY CUSTOMER

Client Name : M/S Deepak Fertilizers & Petrochemicals Corporation Limited
 Address : Plot Nos K-1 Part - 1, K-2, K-3, K-4, K-5 & K-6, MIDC Taloja, Tal. Panvel, Dist. Raigad.
 Contact Person : Vilhal Jadhav / Madan Popeta

PARTICULARS OF SAMPLE ANALYSED

Sampling Protocol : SOP-ENV-02-01	Date of Sampling :	12-Feb-24
Sampling Location : Neer GT 5 Area	Date of Receipt :	13-Feb-24
Sample Description : Workplace Air Quality Monitoring	Date of Start of Analysis :	13-Feb-24
	Date of End of Analysis :	14-Feb-24

RESULTS OF ANALYSIS

Discipline : Chemical

Group : Atmospheric Pollution

Sr. No.	Parameters	Units	Method	Result	Specified Limits	Standards*
1	Suspended Particulate Matter (SPM)	mg/m ³	NIOSH 500	0.48	< 15	OSHA

*OSHA - Occupational Safety and Health Administration.

Remark : The above tested parameters is found within limits.


 Assistant Manager - Air
 (Authorised Signatory)
 Mr. Atul Mandhare



Note :

1. This report is valid for the tested sample only.
2. Test report shall not be reproduced except in full & with written approval of Equinox Labs Private Limited.
3. This report should not be used for advertisement / judicial purpose.
4. The samples has been provided by the customer and results applied to the sample as received by the lab.
5. The information provided by customer can affect the validity of results.

****END OF REPORT****

Your Testing and Auditing Partner

EQUINOX TEST REPORT

Reference Number : EQNX.001.LAB.A.24.03.05004.A

Report Issue Date : 22-Mar-24

ULR - TC182024000020239F

INFORMATION PROVIDED BY CUSTOMER

Client Name : M/S Deepak Fertilisers and Petrochemicals Corporation Limited
 Address : Plot Nos. K-1JK-1 (Part-1), X-1 (Part 2), MIDC Talaja, Tal. Panvel, Dist. Raigad.
 Contact Person : Madan Popela / Vilhal Jadhav

PARTICULARS OF SAMPLE ANALYSED

Sampling Protocol : SOP-ENV-02-01	Date of Sampling : 14-Mar-24
Sampling Location : GT 1	Date of Receipt : 16-Mar-24
Sample Description : Workplace Air Quality Monitoring	Date of Start of Analysis : 16-Mar-24
	Date of End of Analysis : 21-Mar-24

RESULTS OF ANALYSIS

Discipline : Chemical

Group : Atmospheric Pollution

Sr. No.	Parameters	Units	Method	Result	Specified Limits	Standards*
1	Nitrogen Dioxide	ppm	SOP-ENV-07-02	0.0081	< 5	OSHA
2	Sulphur Dioxide	ppm	SOP-ENV-13-02	<0.0023	< 5	OSHA
3	Carbon Monoxide	mgm ³	SOP-ENV-04-02	0.04	< 50	OSHA

*OSHA - Occupational Safety and Health Administration

Remark : All the parameters are found within limits.


 Assistant Manager - Air
 (Authorised Signatory)
 Mr. Abul Mandhare



Note :

1. This report is valid for the tested sample only.
2. Test report shall not be reproduced except in full & with written approval of Equinox Labs Private Limited.
3. This report should not be used for advertisement / judicial purpose.
4. The samples has been provided by the customer and results applied to the sample as received by the lab.
5. The information provided by customer can affect the validity of results.

****END OF REPORT****

Your Testing and Auditing Partner

EQUINOX TEST REPORT

Report Issue Date : 22-Mar-24

Reference Number : EQNX/001/LAB/A/24/03/D5004 B

INFORMATION PROVIDED BY CUSTOMER

Client Name : M/S Deepak Fertilisers and Petrochemicals Corporation Limited
 Address : Plot Nos. K-1, K-1 (Part-1), K-1 (Part-2), MIDC Taxoja, Tal. Parvel, Dist. Raigad
 Contact Person : Madan Popeta / Vithal Jadhav

PARTICULARS OF SAMPLE ANALYSED

Sampling Protocol : SOP-ENV-02-01	Date of Sampling : 14-Mar-24
Sampling Location : GT 1	Date of Receipt : 16-Mar-24
Sample Description : Workplace Air Quality Monitoring	Date of Start of Analysis : 16-Mar-24
	Date of End of Analysis : 21-Mar-24

RESULTS OF ANALYSIS

Discipline : Chemical

Group : Atmospheric Pollution

Sr. No.	Parameters	Units	Method	Result	Specified Limits	Standards*
1	Suspended Particulate Matter (SPM)	mg/m ³	NIOSH 500	0.058	<15	OSHA

* OSHA - Occupational Safety and Health Administration.

Remark : All the parameters are found within limits.


 Assistant Manager - Air
 (Authorised Signatory)
 Mr. Atul Mandhare



Note :

1. This report is valid for the tested sample only.
2. Test report shall not be reproduced except in full & with written approval of Equinox Labs Private Limited.
3. This report should not be used for advertisement / judicial purpose.
4. The samples has been provided by the customer and results applied to the sample as received by the lab.
5. The information provided by customer can affect the validity of results.

****END OF REPORT****

Your Testing and Auditing Partner

EQUINOX TEST REPORT

Report Issue Date : 22-Mar-24

Reference Number : EDNX/001/LAB/A/24/03/05/005 A

ULR - TC683024000020240F

INFORMATION PROVIDED BY CUSTOMER

Client Name : M/S Deepak Fertilisers and Petrochemicals Corporation Limited
 Address : Plot Nos. K-1,K-1 (Part-1), K-1 (Part 2), MIDC Talaja, Tal. Panvel, Dist. Raigad.
 Contact Person : Madan Popeta / Vithal Jadhav

PARTICULARS OF SAMPLE ANALYSED

Sampling Protocol	: SOP-ENV-02-01	Date of Sampling	: 14-Mar-24
Sampling Location	: GT 2	Date of Receipt	: 16-Mar-24
Sample Description	: Workplace Air Quality Monitoring	Date of Start of Analysis	: 16-Mar-24
		Date of End of Analysis	: 21-Mar-24

RESULTS OF ANALYSIS

Discipline : Chemical

Group : Atmospheric Pollution

Sr. No.	Parameters	Units	Method	Result	Specified Limits	Standards*
1	Nitrogen Dioxide	ppm	SOP-ENV-07-02	0.0081	< 5	OSHA
2	Sulphur Dioxide	ppm	SOP-ENV-13-02	<0.0023	< 5	OSHA
3	Carbon Monoxide	mgm ³	SOP-ENV-04-02	0.46	< 50	OSHA

*OSHA - Occupational Safety and Health Administration

Remark : All the parameters are found within limits.


 Assistant Manager - Air
 (Authorized Signatory)
 Mr. Atul Mandhare



Note :

1. This report is valid for the tested sample only.
2. Test report should not be reproduced except in full & with written approval of Equinox Labs Private Limited.
3. This report should not be used for advertisement / public purpose.
4. The samples has been provided by the customer and results applied to the sample as received by the lab.
5. The information provided by customer can affect the validity of results.

****END OF REPORT****

Your Testing and Auditing Partner

EQUINOX TEST REPORT

Report Issue Date : 22-Mar-24

Reference Number : EQNX/001/LAB/A/24/03/05005 B

INFORMATION PROVIDED BY CUSTOMER

Client Name : M/S Deepak Fertilisers and Petrochemicals Corporation Limited
 Address : Plot Nos. K-1, K-1 (Part-1), K-1 (Part-2), MIDC Talaja, Tal. Panvel, Dist. Raigad.
 Contact Person : Madan Popeta / Vilthel Jadhav

PARTICULARS OF SAMPLE ANALYSED

Sampling Protocol : SOP-ENV-02-01	Date of Sampling : 14-Mar-24
Sampling Location : GT 2	Date of Receipt : 16-Mar-24
Sample Description : Workplace Air Quality Monitoring	Date of Start of Analysis : 16-Mar-24
	Date of End of Analysis : 21-Mar-24

RESULTS OF ANALYSIS

Discipline : Chemical

Group : Atmospheric Pollution

Sr. No.	Parameters	Units	Method	Result	Specified Limits	Standards*
1	Suspended Particulate Matter (SPM)	mg/m ³	NIOGH 500	0.053	<15	OSHA

* OSHA - Occupational Safety and Health Administration.

Remark : All the parameters are found within limits.


 Assistant Manager - Air
 (Authorised Signatory)
 Mr. Atul Mandhare



Note :

1. This report is valid for the tested sample only.
2. Test report shall not be reproduced except in full & with written approval of Equinox Labs Private Limited.
3. This report should not be used for advertisement / judicial purpose.
4. The samples has been provided by the customer and results applied to the sample as received by the lab.
5. The information provided by customer can affect the validity of results.

****END OF REPORT****

Your Testing and Auditing Partner

EQUINOX TEST REPORT

Report Issue Date : 22-Mar-24

ULR - TC65202400020241F

Reference Number : EDNX-001-LAB/A-24.03.05006 A

INFORMATION PROVIDED BY CUSTOMER

Client Name : M/S Deepak Fertilisers and Petrochemicals Corporation Limited
 Address : Plot Nos. K-1,K-1 (Part-1), K-1 (Part 2), MIDC Talga.Tal. Parvat, Dist. Raigad.
 Contact Person : Madan Popete / Vilhal Jadhav

PARTICULARS OF SAMPLE ANALYSED

Sampling Protocol	: SOP-ENV-02-01	Date of Sampling	: 14-Mar-24
Sampling Location	: QT 5	Date of Receipt	: 15-Mar-24
Sample Description	: Workplace Air Quality Monitoring	Date of Start of Analysis	: 15-Mar-24
		Date of End of Analysis	: 21-Mar-24

RESULTS OF ANALYSIS

Discipline : Chemical

Group : Atmospheric Pollution

Sr. No.	Parameters	Units	Method	Result	Specified Limits	Standards*
1	Nitrogen Dioxide	ppm	SOP-ENV-07-02	0.014	< 5	OSHA
2	Sulphur Dioxide	ppm	SOP-ENV-13-02	<0.0023	< 5	OSHA
3	Carbon Monoxide	mgm ³	SOP-ENV-04-02	0.58	< 50	OSHA

* OSHA - Occupational Safety and Health Administration.

Remark : All the parameters are found within limits.


 Assistant Manager - Air
 (Authorised Signatory)
 Mr. Atul Mandhare



TC-8820



Note :

1. This report is valid for the tested sample only.
2. Test report shall not be reproduced except in full & with written approval of Equinox Labs Private Limited.
3. This report should not be used for advertisement / judicial purpose.
4. The sample has been provided by the customer and results applied to the sample as received by the lab.
5. The information provided by customer can affect the validity of results.

****END OF REPORT****

Your Testing and Auditing Partner

Equinox Labs Private Limited | CIN No. U74999MH2017PTC297024

Corporate Office: Equinox Center, R65, TTC, Rabale, Navi Mumbai - 400701

Laboratories At: Mumbai, Bengaluru, Hyderabad, Noida, Kolkata, Chennai

+91 22 50647422

info@equinoxlab.com

www.equinoxlab.com

EQUINOX TEST REPORT

Report Issue Date : 22-Mar-24

Reference Number : EQNX/001/LAB/A/24-03-05008 B

INFORMATION PROVIDED BY CUSTOMER

Client Name : M/S Deepak Fertilisers and Petrochemicals Corporation Limited
 Address : Plot Nos. K-1,K-1 (Part-1), K-1 (Part 2), MIDC Talaja,Tal. Parveer, Dist. Raigad.
 Contact Person : Madan Popeta / Vitthal Jadhav

PARTICULARS OF SAMPLE ANALYSED

Sampling Protocol : SOP-ENV-02-01	Date of Sampling : 14-Mar-24
Sampling Location : GT 5	Date of Receipt : 16-Mar-24
Sample Description : Workplace Air Quality Monitoring	Date of Start of Analysis : 16-Mar-24
	Date of End of Analysis : 21-Mar-24

RESULTS OF ANALYSIS

Discipline : Chemical

Group : Atmospheric Pollution

Sr. No.	Parameters	Units	Method	Result	Specified Limits	Standards*
1	Suspended Particulate Matter (SPM)	mg/m ³	NIOSH 500	0.061	<15	OSHA

*OSHA -Occupational Safety and Health Administration.

Remark : All the parameters are found within limits.


 Assistant Manager - Air
 (Authorised Signatory)
 Mr. Abul Mandhare



Note :

1. This report is valid for the tested sample only.
2. Test report shall not be reproduced except in full & with written approval of Equinox Labs Private Limited.
3. This report should not be used for advertisement / judicial purpose.
4. The samples has been provided by the customer and results applied to the sample as received by the lab.
5. The information provided by customer may affect the validity of results.

****END OF REPORT****

Your Testing and Auditing Partner



**DEEPAK FERTILISERS
AND PETROCHEMICALS
CORPORATION LIMITED**



**Deepak Fertilizers and Petrochemicals Corporation Ltd,
Mahadhan AgriTech Limited
Performance Chemiserve Limited**

Annual CSR Report 2023-2024

Deepak Fertilisers And Petrochemicals Corporation Limited and its subsidiaries are a responsible corporate citizen. Over the years, the Company has been engaged relentlessly in societal uplift (rural and urban) through Ishanya Foundation (IsFon).



VISION


To act as an effective catalyst in creating self-reliant and respectable societies, with secure and sustained means of livelihood, through employable skills and resource support and additionally, to promote and support the rich cultural heritage of India.



MISSION

Since its inception, DFPCL/IsFon has been consistently committed to:

- Identifying and filling gaps in the economy and the social support systems
- Imparting vocational and soft skills to enhance employability
- Facilitating income generation and self-employment programmes
- Providing marketing and financial support to the beneficiaries
- Promoting initiatives for the development of communities and self-help groups
- Initiating preventive and corrective healthcare facilities
- Enhancing the skills of farmers
- Undertaking soil, nutrient, agri-input, and produce enhancement Initiatives for farmers
- Supporting performance arts, talent, and cultural richness among local communities
- Extending crisis support in times of unexpected national calamities and disasters



INITIATIVES CONTINUE TO BE FOCUSED ON:

- Livelihood & Women Empowerment
- Health
- Education
- Community Development & Social Welfare

OVERVIEW OF INITIATIVES

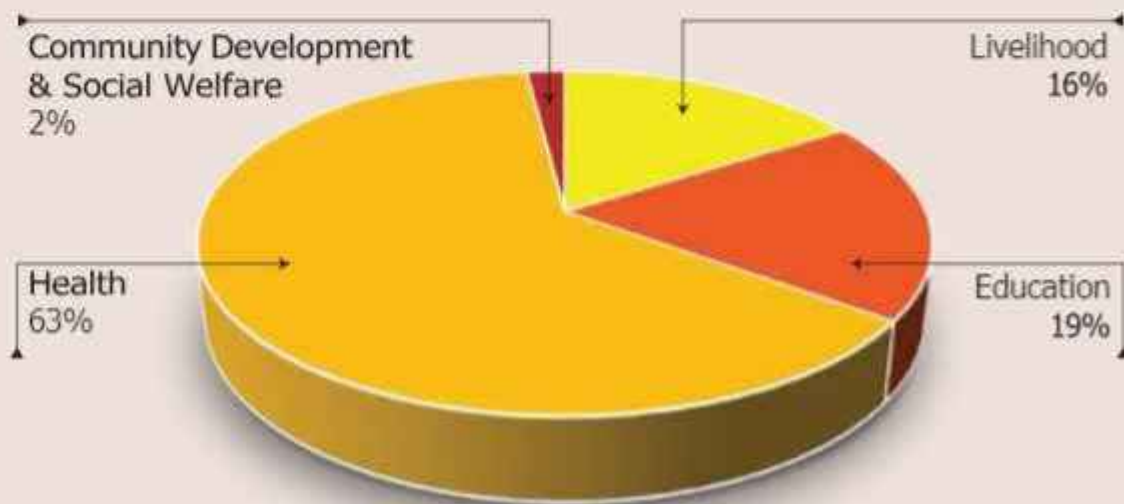
Since its establishment, IsFon has been unwaveringly committed to uplifting rural and urban communities across Maharashtra, Gujarat, and Andhra Pradesh. In the fiscal year 2023-24 alone, IsFon's interventions positively impacted the lives of 42,128 beneficiaries.

In urban areas, IsFon focuses on initiatives geared towards enhancing employability and augmenting income. These encompass the Vocational Skill Development Project (VSDP), Livelihood Enhancement through Entrepreneurship Development Project (LEED) such as Muskaan, Income Generation Programme (IGP), Yellow Ribbon NGO & Artisan's Fair (YRNF), Entrepreneurship Development. Focus on the health of the urban communities is done through Aarogyam.

For rural communities, IsFon implements projects including Wadi, Dairy Development Project (DDP), Aarogyam, Gyanam, Community Development & Social Welfare (CDSW), Entrepreneurship Development and Vocational Skill Development Project (VSDP). Through these endeavors, IsFon's dedicated team empowers small and marginalized farmers, women, and youth, assisting them in overcoming poverty, addressing health challenges, and securing sustainable livelihoods.

Sector-Wise Beneficiary Coverage 2023-2024:

Beneficiaries Covered: 42,128



Beneficiaries Covered: 42,128

Key Highlights 2023-24

Sr. No.	Project	Major Activities	Rural	Urban	Total Bgngfficiarigs
1.	Vocational Skill Development Project (VSDP)	Job Oriented Vocational Courses including Spoken English & Personality Development, Sponsorship of Course Fees, Placements	111	701	812
2.	Livelihood Enhancement through Entrepreneurship Development (LEED)	Income Generation Programme, Muskaan, Entrepreneurship Development, Yellow Ribbon NGO & Artisan's Fair	57	5,370	5,427
3.	Wadi	Mango Plantation, Vegetables Cultivation, Water Resource Development & Conveyance, Nursery Development & Training	434	NA	434
4.	Dairy Development Project (DDP)	Support for Crossbreed Cows, Artificial Insemination, Pregnancy Diagnosis, Vaccination, Fodder Development, Training	262	NA	262
5.	Community Development & Social Welfare (CDSW)	Open Gym, Drinking Water Facility, Infrastructure Facility for community use	710	NA	710
6.	Aarogyam	Mobile Clinic, Eye Camp, Cataract Surgery, Spectacle Distribution, Health Awareness Camp, Pathology & Diagnostic Service	24,283	2,309	26,592
7.	Gyanam	Digital Classroom, Infrastructure Development, Lab Equipment, Sports Kit, Teacher Appointment	7,891	NA	7,891
Total			33,748	8,380	42,128

AWARDS & RECOGNITION

Ishanya Foundation was honored with the 'Societal Impact Award' at the India's Moment Conclave, hosted by Y4D Foundation. The award, presented by Hon'ble Deputy Chief Minister of Maharashtra, Shri Devendra Fadnavis recognized the foundation's remarkable contributions.



Ishanya Foundation receives the award for societal impact at the India's Moment Conclave, organised by Y4D Foundation at the hands of Hon. Dy. CM of Maharashtra, Shri Devendra Fadnavis



Mr. Naresh Piniseti, President – Corporate Governance (extreme right) receiving the award from Shri Nitin Gadkari, Hon. Union Minister of Road, Transport & Highways

DFPCL, through its CSR arm Ishanya Foundation, was bestowed with the 'Act of Compassion Award' in the 'Excellence in Empowerment through Economic Development' category by The Times of India, in partnership with Ruby Hall Clinic.

The award, presented by Hon'ble Union Minister for Road, Transport & Highways, Shri Nitin Gadkari, acknowledged Ishanya Foundation's impactful CSR endeavours. Mr. Naresh Piniseti, President - Corporate Governance accepted the award on behalf of DFPCL at a special award event at Ruby Hall Clinic. The event was presided by renowned figures in the field of medicine, including eminent scientist Dr. Kanchannath Mashelkar and esteemed Managing Trustee and Chief Cardiologist of Ruby Hall Clinic Dr. Parvez Grant.

URBAN INITIATIVES

- Vocational Skill Development Project (VSDP) (Urban & Rural)
- Livelihood Enhancement through Entrepreneurship Development (LEED)
 - 1) Income Generation Programme (IGP)
 - 2) Muskaan
 - 3) Yellow Ribbon NGO & Artisan's Fair (YRNF)
 - 4) Entrepreneurship Development (Urban & Rural)



URBAN INITIATIVES

Vocational Skill Development Project (VSDP) (Urban & Rural)

Under VSDP we conduct a variety of courses in both urban and rural areas. We teach various skills and courses to the aspirants thereby improving their employment prospects and aiding them to achieve financial stability, independence, and inclusivity within the community.



Aspirants undergoing the course in Customer Relations and Information Technology at IsFon



Aspirants of Printed Circuit Board undergoing their practicals



Home Chef Course conducted at IsFon



Finance and Accounting Course conducted at IsFon

VSDP (Urban)

IsFon offers a diverse array of job-oriented vocational courses placing significant emphasis on soft-skill training and placement. Underprivileged women, youth, and school dropouts hailing from marginalized and financially disadvantaged communities can apply for these courses. The primary goal is to equip them with the necessary skills for improved employment prospects, thereby facilitating their journey out of poverty and towards sustainable livelihoods.

Each course taught on our premises, also includes soft skills training comprising sessions on Spoken English, Personality Development, Yoga, Health Awareness, Financial Literacy and Environmental Awareness. Expert trainers are brought in to enhance the participants' soft skills. A total of 701 individuals have undergone training in our job-oriented vocational courses.

VSDP (Urban)

Vocational Skill Development Project (VSDP)

Job Oriented Courses	Aspirants Covered	Aspirants Employed
Skill Based Vocational Training Programme		
Printed Circuit Board (PCB) course in collaboration with Youth 4 Development (Y4D) Foundation	110	105
Assistant Operator Course in collaboration with Youth 4 Development (Y4D) Foundation	100	96
Printed Circuit Board (PCB) course in collaboration with USDC	175	169
Finance and Accounts Course with Global Talent Track	25	21
Customer Relations & Certificate Course in Information Technology with Typing & Spoken English	54	47
Professional Beautician Course & Art of Mehendi which includes Spoken English and Personality Development sessions	57	55
Electrician Course with Unique Skills Development Centre	61	59
AC Refrigeration Course with Unique Skills Development Centre	59	58
Home Chef Course with Idea Foundation	46	45 (Self Employment)
Service Based Training Programme		
B.Sc. Nursing with St. Andrews College of Nursing	01	01
M.Sc. Nursing with Symbiosis College of Nursing	12	Batch in progress
Diploma in Optometry with KK Eye Institute	01	Course in progress
Post Basic B. Sc. Nursing with Symbiosis College of Nursing		07
TOTAL	701	618

Total Trained:
701
aspirants

Total Employed:
618
aspirants

Salary:
₹10,000/- to ₹25,000/-
per month

VSDP

Glimpses of Growing Employability



Electric Mechanic Course in Progress



Bridal Competition by aspirants of Beautician Course



Aspirants performing at Mahila Melawa organised at IsFon



Mentors seen with audience at Mahila Melawa



Personality Development session conducted at IsFon



Students sponsored for MSc Nursing

Success Stories



Priyanka Nimse

Support: **PBBSc Nursing**

Placement: **Surya Hospital, Pune**

Salary: **₹35,000/- pgr month**

Priyanka hails from a farming family where her father's annual income is approximately Rs 50,000 and her mother is a homemaker. Despite facing financial and academic obstacles while growing up in a less privileged community, Priyanka's determination led her to receive the Ishanya Foundation Scholarship for PBBSc Nursing at Symbiosis College of Nursing.

Completing her nursing course, Priyanka now serves as a staff nurse at Surya Hospital in Pune. Her journey from financial dependence to independence not only benefits her family but also underscores the significance of education in her life.

Priyanka expresses deep gratitude to IsFon for securing her future and enabling her to contribute positively to her family and community.

Support: **Course in Printed Circuit Board**

Placement: **Dream Plast India Pvt. Ltd., Chakan, Pune**

Salary: **₹13,000 /- pgr month**

Anamika Bhalerao could only study till 12th standard due to the financial challenges her family faced. Her father, the sole provider, struggled to sustain them with farming income due to limited land. Anamika learned about IsFon's highly subsidised training and placement programmes for unemployed youth through a friend.

Motivated to enhance her skills and contribute to the family income, Anamika reached out to IsFon and decided to enroll in the PCB Assembly Operator course. On completion of the course, with the support and guidance from IsFon's placement team, Anamika confidently navigated interviews and secured a position as an Operator.

Grateful for the opportunity and support provided by IsFon and her trainers, Anamika acknowledges their pivotal role in her journey towards financial independence and family support.



Anamika Bhalerao



Mayur Kedari

Support: **Assembly Assistant Operator Course**

Placement: **Magna Automotive Pvt. Ltd., Chakan**

Salary: **₹14,700/- pgr month**

Hailing from a small village where farming was the mainstay of his family's income, Mayur recognised the financial challenges they faced. Driven by a desire to improve their circumstances, he embarked on a journey to secure a brighter future.

Enrolling in the Assembly Assistant Operator Course at Skill Training Centre in Lonavala, Mayur dedicated himself to mastering the skills necessary for success. Upon completing the course, he secured a promising placement which helped in significantly contributing to his family's financial stability.

Expressing heartfelt gratitude to IsFon for the invaluable opportunity, Mayur says his achievements have become a beacon of hope in his community. His story inspires other youngsters to explore skill-oriented training and embrace opportunities beyond conventional paths.

Success Stories



Soffiyah Shaikh

Support: Certificate Course in Refrigerator and AC Mechanics

Placement: Haier Pvt. Ltd.

Salary: ₹13,500/- pgr month

Soffiyah, completed his 12th standard amidst financial constraints. With his father managing a modest tea stall earning a meagre ₹40,000/- annually, and his mother taking care of the household while his younger sister pursues her studies, Soffiyah felt compelled to contribute to his family's welfare.

Driven by this determination, Soffiyah explored opportunities for skill development and livelihood enhancement. Learning about the diverse courses offered by IsFon, he enrolled in the Certificate Course in Refrigerator and AC Mechanics. Soffiyah successfully completed the programme.

Soffiyah attributes his newfound financial stability to the placement secured through assistance from the IsFon team and expresses his heartfelt gratitude for the same. His ability to support his family financially stands as a testament to the transformative impact of skill development initiatives.

Support: Home Chef Course

Placement: Self Employed

Monthly Earning: ₹20,000/- to 25,000/-

At 35 years old, Lakshmi juggles the responsibilities of caring for her two teenage sons while her husband works as a driver to support the family. With financial struggles becoming a constant challenge, Lakshmi sought opportunities to improve their situation.

Turning to IsFon for assistance, Lakshmi enrolled in the Home Chef course to refine her culinary skills. Through these sessions, she not only honed her abilities in the kitchen but also gained confidence in marketing and communication.

Today, Lakshmi's journey has taken a new turn as she provides tiffin services to companies and operates live and packed food stalls. Grateful for IsFon's unwavering support, Lakshmi acknowledges their role in enabling her to meet the family's financial needs and secure a brighter future.



Lakshmi
Rajendra Jagadhan

Support: B.Sc. in Optometry

Placement: Titan Eye Plus, Vashi

Salary: ₹25,000/- pgr month

Roshni comes from an economically disadvantaged background, where her mother is a homemaker and her brother is pursuing his studies in SYBA. The family's financial struggles made it challenging for Roshni to pursue her dream of studying Optometry.

However, with the financial assistance provided by IsFon, Roshni's aspirations became attainable. She was able to enrol in Laxmi College of Optometry and successfully complete her studies. Securing a position as an Optometrist at Titan Eye Plus in Vashi, Roshni now not only supports her family but also contributes towards her brother's education.



Roshni Abhimanyu
Alimkar

VSDP (Rural)

IsFon conducts various skill enhancement training programs such as, Tailoring courses and Optometry courses in rural areas. These activities have created a positive impact on the aspirants, providing them with financial stability and inclusivity within the community.

Activities	Bgnngffciarigs
Sponsorship for BSc. Optometry - Laxmi College of Optometry	4
Support of fees for Post Graduate Programme in Agri-Business Management with SIMACCS	9
Support of fees for Job Oriented courses AAO - Assembly Assitant Operator and AE - Assitant Electrician with Y4D Foundation	50
Tailoring Course	48
Total	111



Livelihood Enhancement through Entrepreneurship Development (LEED)

Livelihood Enhancement through Entrepreneurship Development (LEED) aims to provide an additional source of income through entrepreneurship opportunities to financially disadvantaged women. The programme comprises various initiatives, as follows:

- Income Generation Programme (IGP)
- Muskaan
- Yellow Ribbon NGO & Artisan's Fair (YRNF)
- Entrepreneurship Development (Urban & Rural)

Income Generation Programme (IGP)

Under the IGP, skilled women are selected, and further trained to enhance their tailoring and cutting abilities, empowering them to create exquisite handmade cloth products such as envelopes, bags, thali covers, placemats, saree covers, jewellery pouches, and more, which serve as excellent gifting options.

With a total income of **₹2,82,711/-** and products worth **₹8,24,216/-** sold, the programme has positively impacted 8 groups of women, enabling them to generate significant additional income.



Unique gifting products stitched by women which is their secondary source of income

LEED

Income Generation Programme (IGP)



Unique Gifting Products being sold at Bhimthadi Jatra



Skill enhancement training programme in progress of women associated with Income Generation Programme

LEED

Muskaan

Muskaan is a unique initiative designed on the principles of 'Reuse, Recycle & Revenue Generation', aimed at empowering financially challenged women, who we affectionately call 'Muskaan Parees'.

Through generous donations of pre-owned garments, Muskaan provides these women with an opportunity to earn a secondary source of income by selling these items in marginalized communities and public spaces. This not only benefits the women by offering them financial empowerment but also serves the customers by providing them with quality garments at nominal prices.

Moreover, any unsold garments are collected by Swachh as part of its V-Collect initiative for recycling, thus promoting sustainability.

With a total value of ₹2,97,690/- generated from the sale of garments and benefiting 3,319 customers along with 15 Muskaan Parees, this initiative has proven to be impactful in fostering economic empowerment and environmental sustainability.



Student volunteers donating the pre-owned garments for the Muskaan Project



Sale of pre-owned garments at the Yellow Ribbon NGO Fair by Muskaan Parees

LEED

Yellow Ribbon NGO & Artisan's Fair (YRNF)

- The Yellow Ribbon NGO & Artisan's Fair with Kalavishkar Pradarshini Supported by NABARD, our annual pre-Diwali event was held from 5th to 9th October 2023 at Creaticity, Pune. It serves as a distinctive platform to showcase the efforts of NGOs, Artisans, farmers, social enterprises, and SHGs from across India, providing them with an opportunity to engage with individuals, corporates other NGO's, and government bodies.
- This year's event saw active participation from Maharashtra, Gujarat, Orissa, West Bengal, Karnataka, Bihar, Himachal Pradesh, Rajasthan, Hyderabad, Delhi, Punjab, Telangana and Jharkhand. The exhibited products ranged from traditional to contemporary items such as hand woven, hand dyed & hand embroidered sarees, fabrics, shawls, organic pulses, vegetables, handicrafts such as paintings, baskets, lamps, mats, household products, footwear, wooden toys and much more.
- Notably, the foundation curated 80 gift hampers benefiting 10 NGOs, SHGs, and social enterprises, amounting to ₹2 lakhs in sales. The event boasted a total of 162 participating organizations, with sales reaching ₹1.12 crores and 10,142 footfalls.



Inauguration of the Fair by Mrs. and Mr. G. S. Rawat-CGM NABARD, Mrs. Parul Mehta-Trustee Ishanya Foundation, Mr. Vijaykumar-ED-BOM, Mr. C. S. Ram Kumar-GM and Vice Principal of the College of Banking-RBI, Mr. Mahesh-CEO Creaticity and Mr. A. P. Shah-Trustee Ishanya Foundation

LEED

Yellow Ribbon NGO & Artisan's Fair (YRNF)



Chief Guest, Ms. Padmini Kolhapure, Film Actress and Ms. Parul Mehta, Managing Trustee, IsFon at the IGP stall of YRNF



Shri Sailesh Mehta, CMD, DFPCL and Trustee, IsFon seen at YRNF stall



Stall at YRNF



Digital Marketing Workshop



Stall at YRNF



Award being presented to the winner at the YRNF

LEED

Entrepreneurship Development (Urban & Rural)

For underprivileged individuals, the prospect of launching or expanding their own business often remains an elusive dream. Challenges such as limited entrepreneurial skills, lack of information, inadequate access to markets, and financial constraints hinder their progress.

Our Entrepreneurship Development initiative endeavours to transform these aspirations into tangible achievements. By enhancing their skills and providing them with essential tools and equipment, the programme empowers beneficiaries to become entrepreneurs and effectively manage their small businesses.

PUNE	
Equipment Supported	Beneficiaries
Parlour Kit	16
Juki Industrial Sewing Machine	08
Utensil Kit & Canteen Gas Stove	13
KNC Two-wheeler Ramp	01
KNC Air Compressor with Motor and Kit	01
Garage Tool Kit	01
Multifunction Printer	01
Photo Printer	04
Vermicelli Making Machine	01
Total Beneficiaries (Pune)	46
TALOJA	
Tapari - 11, Beauty Parlour Set - 15, Photocopy & Lamination - 02, Handcart - 03, Electric Sewing Machine - 03, Flour Mill - 03, Fridge & Deep Freezer - 06, Aata Mixing Machine - 02, Welding Machine - 01, DJ Machine - 01, Subji Kothi - 02, Umbrella - 02, Paddy Harvester - 01, Weeder - 01 Spray Pump - 01	54
DAHEJ	
Refrigerator Support	03
Total Beneficiaries (Taloja & Dahej)	57

LEED

Entrepreneurship Development (Urban)



LEED

Success Stories (URBAN)



Vijaya Payra

Support: Utensil Kit and Canteen Gas Stove

Placement: Self Employed

Monthly Earning: Increased by 11.25% from ₹16,000/- to ₹18,000/-

For the past two years, Vijaya has been operating a Mess and Snacks Center in Maharashtra Housing Board, Yerawada. However, her business was facing challenges due to the poor condition of her utensils. Determined to enhance her services, Vijaya sought support from IsFon.

IsFon provided her with a new utensil kit and a canteen gas stove, enabling her to upgrade her existing business of tiffin services and party orders. With this assistance, Vijaya has expanded her enterprise into a successful mess and catering business, achieving financial independence in the process. Her monthly earnings now range between ₹16,000 to ₹18,000. Vijaya expresses gratitude to IsFon for their invaluable support in realizing her entrepreneurial ambitions.

Support Type: KNC Air Compressor with Motor

Placement: Self Employed

Monthly Earnings: Increased by 28.5% from ₹14,000/- to ₹18,000/-

Dinesh Shankarrao Shete was assisted under the Entrepreneurship Development programme to acquire a KNC Air Compressor with motor, leading to the enhancement and upgrade of his existing business.

"I received support from the Ishanya Foundation who helped me to get a KNC Air Compressor with the motor. This has helped me in my business as I could serve my customers better. I am grateful to IsFon for their help. As a result, my monthly earnings have improved which is helping me take care of my family".



**Dinesh
Shankarrao Shete**



**Satyawan
Sharmappa Mane**

Support Type: Two-wheeler Ramp

Placement: Self Employed

Monthly Earnings: Increased by 20% from ₹15,000/- to ₹18,000/-

Satyawan Sharmappa Mane received support under the Entrepreneurship Development initiative to acquire a two-wheeler ramp, enhancing and upgrading his existing business.

"Under the Entrepreneurship Development initiative, I received support to acquire a two-wheeler ramp which was not possible for me to purchase. Due to IsFon's help, I could enhance and upgrade my existing business which resulted in improving my monthly earnings".

LEED

Success Stories (Rural)



Vasudha Vasant Pawar

Village: Nitlas **Taluka:** Panvel **District:** Raigad

Support Type: Still Shop / Tapari

Monthly Earning: `7,500/-

Vasudha and Vasant have two daughters and a son, all enrolled in school. Vasudha runs a general store from her home. Initially, due to limited space, she could only store and sell a restricted range of items.

However, after the intervention by the Ishanya Foundation, she now has her own Tapari, which provides additional space for storage and allows her to sell a wider variety of products. In addition to her regular items, Vasudha also sells snacks. The strategic location of the Tapari has attracted new customers, resulting in improved sales and increased income for Vasudha. Their daily income has surged over 60% from `150/- to `250/-

Village: Rahiyad, Dahej, Vagara, Bharuch

Support Type: Refrigerator

Monthly Earning : `16,500/-

Lilaben runs her own General Shop. She is the sole earning member of her family and this shop is her only source of income. After the Ishanya Foundation's intervention she has been able to earn extra income through the sale of Dairy Products, Cold Drinks, Water Bottles, and other items that require refrigeration. Her daily income jumped by over 80% from `300/- to `550/-



**Lilaben Ganpat
Bhai Gohil**

LEED

Employee & Individual Volunteer Engagement Activities

Throughout the year, individual volunteers and employees (along with their spouses) from Deepak Fertilisers and Petrochemicals Corporation Limited (DFPCL) & Smartchem Technologies Limited (STL) actively participated in various initiatives organized by IsFon.

They valued the chance to contribute to philanthropic endeavours and expand their horizons beyond their regular work duties.

Activities	Employees Engaged
Yellow Ribbon NGO & Artisan's Fair	56
Mentorship Programme under VSDP	08
Agri based expert advice for farming activities	01
Total	65



Employee Engagement activity at YRNF



Nimisha Rastogi and Pranita Sinha presenting the award to the winners

RURAL INITIATIVES

- Wadi Project
- Dairy Development Project (DDP)
- Aarogyam (Urban and Rural)
- Gyanam
- Community Development & Social Welfare (CDSW)



RURAL INITIATIVES

Ishanya Foundation has been actively involved in impactful rural initiatives spanning 63 villages in Talaja, 4 in Dahej, and 3 in Srikakulam. Within these areas, some 8 villages are inhabited solely by tribal communities, representing some of the most marginalized and vulnerable populations.

Our rural initiatives are meticulously planned for the economic and social development of the rural communities that often lack the resources and infrastructure for basic farming activities even though agriculture is their primary source of income.

Support is also extended in various areas such as education, healthcare, sanitation, and access to clean drinking water, thereby enhancing the living standards of the community.

Wadi Project

- The Wadi Project is a cornerstone of our rural efforts. It aims to transform eroded wastelands into flourishing forestry plantations and orchards, known as Wadi, thereby generating a sustainable secondary source of income for the farming family.
- Comprehensive guidance and support are provided to the small and marginalised farmers after a meticulous selection process.
- Each Wadi is formed using techniques that help in soil and water conservation thereby protecting the environment.
- Participants are provided integrated farming tools, such as lifting devices, as well as guidance in the technique and application of plant nutrition and measures for pest control management.
- Expert guidance is given in modern agricultural practices, commercial farming techniques and ways to generate market linkages.
- Each participant is assisted in creating half-acre Kesar mango orchards comprising 30 trees each along with vegetable farming on the same land.



Wadi Project

Support given on 0.5 acres of land

- Development of wasteland through soil and water conservation
- Establish mango orchard - Kesar variety
- Fertilisers
- Pesticides
- Farm Tools
- Vegetable seeds
- Water pumps & pipes
- IPM & INM techniques
- Development of Model/Trial Plots
- Capacity building

Total no. of mango trees planted	10,840 plants survived with 380 Wadi participants
Survival rate	94.59%
Acres	191.50
Families covered	380 Wadi + 52 WRD support + 1 High density plantation + 1 Bio Culture Bank
Villages & hamlets covered	18
Total income from mango sales	₹ 24,34,740/- (224 farmers)
Total income from vegetable sales	₹ 59,17,380/- (258 farmers)
Vegetable cultivation by Wadi participants	78 (Support given for the purchase of vegetable seeds)
	180 (Purchased at their own cost)
	128.05 acres of total vegetable cultivation
Water Resource Development (WRD), Conveyance	52
	Support given for WRD equipment like HDPE pipe, Electric Motor, Diesel Engine, Petrol Engine as per need of farmers. To date a total of 88 participants are covered under WRD and they are cultivating vegetables on 114.3 Acres, earning ₹ 59.47 Lakh.
Capacity building	<ul style="list-style-type: none"> • Organized 3 external exposure visits to Wadi & Nursery aspirants at Lachakhadi BAIF, Gujarat Mango Graft Nursery, Dindori-Nasik Vegetable Seedling Nursery, Harsul-Nasik (HDP of mango). • Organized 3 exposure visits at the "Krushithon" exhibition Nasik. • Organized 10 internal exposure visits towards established Wadi / Nursery for progressive farmers. • Conducted 3 Kisan Melava in the project area in which a total of 129 male and 57 female Wadi participants upgraded their knowledge. • Conducted 224 village meetings
Nursery developed	Vegetable Seedling Nursery - 05 participants (32,500 vegetable seedlings and income of ₹ 69,650/-)
	Mango Graft Nursery- 08 participants (10,105 grafts prepared in the current year, earned ₹ 8,97,200/- by sale of 9640 grafts prepared last year)
Development of model plots	23 (Marigold - 03, Cherry Tomato - 02, Tomato - 05, Butternut Squash - 02, Baby / Sweet Corn - 05, Apple - 03, Cashew - 03)

Wadi Project

Success Stories



Land: 1.5 Acre

Crop	Mango
No. of Fruiting Plants	23
Total Yield (Kg)	490
Total Income	₹54,600/-

Name: Kalibai, Shraavan Manglya Bhagat


Village: Khairwadi Tal: Panvel Dist: Raigad

Support: Established Mango Orchard

Kalibai and Shraavan have one son. They rely on agriculture and allied activities for their livelihood. Currently, Shraavan is employed temporarily at Taloja MIDC.

Initially, they cultivated paddy for sustenance. However, with the intervention of IsFon's Wadi project, they transitioned to mangoes, significantly boosting their earnings. Now, with the successful cultivation and sale of mango fruits from their farm, their income has increased nearly three to fourfold compared to before.

The family expresses their gratitude to IsFon and its dedicated team for their invaluable guidance and support throughout the process.



Land: 2.00 Acre

Crop	Cucumber	Sponge Gourd	Okra
Cultivation Area (sq ft)	12	12	06
Total Yield (kg)	1030	820	720
Total Income	₹18,540	₹ 18,700	₹28,200
Total Income	₹65,440		

Name: Nami G Soma Navshya Pardhi

Village: Padutne Tal: Panvel Dist: Raigad

Support: Wadi Establishment & Vegetable Cultivation

Nami and Soma, have a daughter named Aruna and a son named Sharad. They manage their farm while their children attend school. Initially, they solely focused on farming without cultivating vegetables.

However, with the support provided by IsFon through its Wadi project, including assistance in water resource development, provision of vegetable seeds, and training, they started cultivating vegetables. They now sell their produce at the Panvel Market, significantly adding to their family income.

By diversifying their crops to include two types of vegetables, they have minimized the risk associated with market rate fluctuations, ensuring a more stable and guaranteed income for their family.



Land: 1.5 Acre

Crop	No. of graft prepared	Total Sold	Rate per graft	Total Income
Mango Graft	1500	1209	Avg ₹60.27	₹77,690.00
Mango Fruit	360 Kg	330 Kg	100 per Kg	₹33,000.00
Total Income				₹1,10,690.00

Name: Bharti G Anil Rama Pardhi

Village: Mohadar Tal: Panvel Dist: Raigad

Support: Established Mango Orchard & Mango Graft Nursery

Bharti and Anil have two sons, Bharat and Pavan. Both are enrolled in primary school. They had a land which was a wasteland. Earning daily wages from construction sites was their only source of livelihood. After the Wadi intervention, they started earning additional income from vegetables.

"Ishanya Foundation provided us with training for mango grafting and nursery management. With these new skills, we started a mango graft nursery. Both vegetable cultivation and mango graft nursery have become our additional source of income. Thank you Ishanya Foundation for providing us with the required skill and support."

Dairy Development Project (DDP)

The Dairy Project remains a significant focus area for IsFon within its rural initiatives, targeting small, marginalized, and landless labourers in Panvel and Ambarnath talukas of Raigad and Thane districts, respectively. The training provided helps the rural beneficiaries to acquire new skills in dairy farming and production techniques.

The project aims to boost milk production and enhance productivity on dairy farms. Farmers earn additional income at an average of ₹8,000 to ₹12,000 per month through the sale of milk and cow dung. Thus, the project helps to boost the local economy by providing a stable source of income to rural families.

Assistance provided under the project includes:

- Provision of cross-breed cows to eligible women in farmer households
- Support for developing fodder plots to ensure adequate nutrition for the cattle
- Doorstep services including, vaccination and artificial insemination, followed by pregnancy diagnosis for both cows and buffaloes
- Assistance in establishing market linkages for selling milk, ensuring a steady income stream for the farmers.

Description	Output
Total milk produced	4,67,960 Ltr.
Milk consumed at home	62,700 Ltr.
Milk consumed by the calf	60,325 Ltr.
Milk sold in the market	3,44,935 Ltr.
Additional income through the sale of milk	₹1,61,47,730/-
Cow dung produced	93.61 MT
Artificial Insemination + Sorted Semen AI-48	856
Pregnancy Diagnosis (PD) during the year	Total - Target of PD - 844 Confirmed Pregnancy Diagnosis (CPD) - 387, Empty - 81, Repeat - 361, Pending - 15, Conception Rate - 46.68%
Calving during the year	402 (Male - 175, Female - 227)



DDP

Success Stories



Name: Lalita and Vitthal Dharma Keni
Village: Pethali Tal: Panvel Dist: Raigad
Annual Income: ₹ 3,43,000/-

Lalita and Vitthal are parents to a son and two daughters. They faced financial challenges as Vitthal, a landless farmer, worked as a porter at a railway station. Their modest income made it difficult to cover their children's education, marriage, and household expenses.

However, with the assistance of IsFon's Dairy Project, they now enjoy a stable and substantial income, which has become the primary source of support for their family. Due to the earnings from dairy farming, they were able to afford their son's education, arrange marriages for both daughters and enhance their quality of life. Lalita and Vitthal express their gratitude to IsFon for the transformative impact it has had on their lives.

Support Given	Asset Created	Total Milk Production	Sold Qty	Average Rate per Ltr.	Annual Income from Milk Sold
2 Cow; B-18, B-38 Medicine Kit; Training; Exposure. Both donated cows have died	7 female calves (` 2,00,000) 3 calves in milking (2 nd generation)	8,530 Ltr.	6,040 Ltr.	` 56.79	` 3,43,012.00/-



Name: Kalpana and Dasharat Janardhan Patil
Village: Sangtoli Tal: Panvel Dist: Raigad
Annual Income: ₹ 1,49,500/-

Kalpana and Dasharat have two children. They faced financial challenges as Dasharat, a marginal farmer, solely relied on agriculture for livelihood. The uncertainty in agricultural income caused constant worry about meeting daily expenses. However, after participating in IsFon's Dairy Project, their earnings improved substantially, and it became their primary income source.

With increased earnings, they were able to renovate their house and expand their dairy business by purchasing two new cows. They express their heartfelt gratitude to IsFon for the invaluable assistance and support provided.

Support Given	Asset Created	Total Milk Production	Sold Qty	Average Rate per Ltr.	Annual Income from Milk Sold
2 Cow; B-46, B-50, Medicine Kit; Training; Exposure.	3 female calves (` 80,000) 2 calves in milking	4,150 Ltr.	3,450 Ltr.	` 43.33	` 1,49,489/-

DDP

Fodder Development

Fodder development is the strategic planning, cultivation, and management of grasses that are specifically grown to feed dairy cattle. It ensures a stable, nutritious, and cost-effective feed supply for dairy cows, which is essential for maintaining their health, milk production, and overall productivity. To bolster the profitability of dairy enterprises, IsFon provided support to 20 beneficiaries for cultivating Napier Grass and Azolla, to address the scarcity of fodder and also improve livestock nutrition.



Aarogyam (Urban & Rural)

Good health is as important as socio-economic development. Improving health and well-being of the communities that we work in is one of our key focus areas. We constantly strive to make a meaningful impact on healthcare accessibility and outcomes by offering high-quality preventive and curative healthcare services through various medical camps, mobile clinics, cataract surgeries, pathology collection centers and installation of water purifiers.

Activity	Beneficiaries Covered
TALOJA	
Mobile Clinic	<ul style="list-style-type: none"> 20,920 patients provided doorstep health services in 38 villages through 2 Mobile Clinics
Eye Check-up Camp	<ul style="list-style-type: none"> 5 eye check-up camps 988 patients screened 304 cataracts diagnosed 261 cataract surgeries performed 372 patients provided with spectacles
Eye Check-up Camp (Schools)	<ul style="list-style-type: none"> 3 eye check-up camps 1,127 students screened 40 students provided with spectacles
Dental Camp	<ul style="list-style-type: none"> 1 camp 52 patients covered with medicines
Dermatology Camp	<ul style="list-style-type: none"> 1 camp 87 patients covered with medicines
Pathology Lab	<ul style="list-style-type: none"> 219 patients
Weighing Machines & Cupboards	<ul style="list-style-type: none"> 20 Anganwadis (1 weighing scale & 1 cupboard for each Anganwadi)
Food Kit	<ul style="list-style-type: none"> 200 TB patients for six months (Kit contains: wheat / bajra - 6 kg, dal - 3 kg, edible oil - 1 ltr, protein powder - 220 gms.)
DAHEJ	
General Health Check-up Camps with Free Medicine	<ul style="list-style-type: none"> 3 camps (Koliyad, Suva, Suva Primary School) 427 patients covered
Eye Check-up Camp	<ul style="list-style-type: none"> 2 eye check-up camps 263 patients screened 23 cataract operations performed 96 patients provided with spectacles
RO Water Purifier	<ul style="list-style-type: none"> 1 unit installed Benefitted: 45 children at Anganwadi, Rahiyad



Mrs. Parul Mehta, Founder-Trustee, IsFon (third from left) seen with Dr. Santosh Thite, Regional Officer MIDC, Parvel, Dr. Vikrant Bhalerao, Sub-Regional Officer MPCB, Belapur, Navi Mumbai, Shri Avinash Kaldate, Senior Police Inspector, Taloja Police Station, Mr. Pandurang Landge, President – Commercial G Strategic Growth, DFPCI and Mr. Dineshpratap Singh, EVP – Operations seen at the inauguration of the Mobile Clinic at Taloja



Dental Check-up Camp at Taloja



Eye Check-up Camp at Raigad ZP School, Taloja



Eye Check-up Camp at Raigad ZP School, Taloja



General Health Camp, Koliyad, Dahej



General Health Camp in Suva School, Dahej



Eye Check-up Camp, Koliyad, Dahej



General Health Camp in Suva School, Dahej



General Health Camp in Suva School, Dahej

Aarogyam (Urban & Rural)



Kanubai and Dattatray Gosavi Gaikar

Village: Waklan Taluka: Thane District: Thane
Support Type: Free Cataract Surgery

Kanubai is a homemaker and her husband Dattatray is a daily wage labourer. Both faced challenges due to blurry vision affecting their ability to work comfortably.

Learning about IsFon's sponsored cataract surgeries at an eye camp in Waklan, they sought help. After the initial examination, they were referred to Laxmi Charitable Trust for further treatment. Kanubai underwent surgery for both eyes, while Dattatray had one eye treated. With improved vision post-surgery, they now lead better lives.

Kanubai Dattatray Gaikar	3 rd July & 10 th July 2023	Both Eyes	Laxmi Charitable Trust, Panvel
Dattatray Gosavi Gaikar	3 rd July 2023	R-Eye	Laxmi Charitable Trust, Panvel

Pathology Collection and Diagnostic Centre, Pune

Initial high diagnostic cost is usually a deterrent for the underprivileged to investigate their symptoms further. This becomes a hurdle for getting the right treatment. Our pathology collection centres provide highly subsidised diagnostic services enabling early detection and treatment of diseases. The pathology collection centre at our Pune office in collaboration with N.M. Diagnostics Pvt. Ltd. has been in operation for over 8 years now. Encouraged by the positive impact it has had, this year we increased the number of diagnostic tests to include CT scan, MRI, X-Ray, ECG, and Sonography. In January this year we launched a similar collection centre in collaboration with NDC Pathology Diagnostic Pvt. Ltd. at Devichapada, Taloja.

Pathology Investigations: 1,540 patients

Radiology Investigations: 395 patients

CT Scan G MRI: 250 patients

Chronic Disease Support: 4 patients

Total Patients covered: 2,189



Pathology Collection Centre at Pune



Mrs. Parul Mehta, Founder-Trustee, Ishanya Foundation inaugurating the Ishanya Pathology Sample Collection Centre at Devichapada, Taloja

Gyanam

Similar to healthcare, education also plays a crucial role in shaping various facets of an individual's life, including intellectual, social, and financial aspects, indirectly fostering self-reliance and independence.

Towards that end, we are focused on enhancing learning aids and improving the school infrastructure and environment around Taloja, Dahej, and Srikakulam areas through various interventions and initiatives.

Activity	Quantity	Description
TALOJA		
Digital Classroom	37 sets	1,384 students benefited. (Khairme - 11, Navpada - 10, Waje - 04, Khedukpada - 05, Kolavadi - 2, Kuttarpada - 1, Pale Bk - 1, Yelmar - 1, Pale Kh - 2)
STEM Learning Lab	2 sets	1,508 students benefited. (Sanjay Gandhi Smarak High School, Kolvadi and Shri Bhairavdev Vidyalay, Ritghar)
Desktop Computer & Printer	3 sets	Raigad ZP School Chinchvali, Navde and Devichapada
Water purifier, water storage facility and distribution system	1 unit	323 students, teaching, and non-teaching staff of Raigad ZP School, Pendhar benefitted
Construction of RCC Hall for Computer Lab	875 sq. ft.	Raigad ZP School, Tondre
Toilet Repairing	1 no.	395 primary students benefitted by way of a clean washroom facility at Raigad ZP Shool Navpada Village
Renovation and Painting of school	1 no.	375 students (1 st - 7 th class) of Raigad ZP School, Khairme benefitted
Sports Kit	3 sets	Each set has equipment to play 14 different sports. 1651 students of Shri Bhairavdev High School, Ritghar, Waje High School & Jr. College, Waje and Annasaheb S. Adivashi Anudanit High School, Wakdi are benefitted
Safety Grill Installation	1195 sq. ft.	194 students (1 st - 4 th class) of Raigad ZP School, Nitlas benefitted
250 LPH RO Unit for School	3 nos.	Total Students: 1678 Nere Highschool Nere-250 LPH RO-681 Waje High School-250 LPH RO- 450 Raigad ZP School, Tondre - 250 LPH RO- 547
Science Lab equipment and cupboard	1 set	450 students benefitted New English School & Jr. College, Devichapada (5 th - 12 th Std.)
Career Guidance for 10th and 12th Students	26	1,587 students benefitted 1,915 Career Guidance Books distributed

Activity	Quantity	Description
DAHEJ		
New flooring in the class room	1	36 students benefitted Rahiyad Primary School
150 LPH RO Unit	1	234 students benefitted Rahiyad Primary School
Classroom Furniture	35	10 Office Tables 25 Chairs for Teachers Rahiyad Primary School
Library Cupboard for books	4	90 students benefitted Rahiyad Secondary School
50 LPH RO Unit	3	Safe drinking water available to 192 students at schools. Koliyad Primary School - 103 Rahiyad Secondary School - 101 Vengani Primary School - 106 Safe drinking water available to 192 students
Desktop Computer & Printer	2 sets	Rahiyad Secondary School and Koliyad Primary School
Renovation, Repair and Painting of school	1	28 students benefitted 4 th std. classroom of Rahiyad Primary School
Renovation, Repair and Painting of school classroom	1	98 students (1 st – 8 th Std) benefitted Koliyad Primary School
Appointed Teachers for Maths & Social Science	9 months	98 students benefitted (Koliyad Primary School) 102 students benefitted (Vengani Primary School)
Science Lab Furniture	23	4 Office Tables 15 Chairs 4 Racks 40 students benefitted from Suva Secondary School
Renovation and repair of separate toilets for boys & girls	2	290 students benefitted Suva Primary School





Career counselling of students at Taloja



Providing clean water solutions to students at Nere High School, Taloja



Happy faces of students as they embrace the digital age in their classroom supported by IsFon at Taloja



Classroom floors changed at Rahiyad Primary School, Dahej



Classroom given a fresh look after renovation at Koliyad School, Dahej

Community Development & Social Welfare (CDSW)

Community development and social welfare activities bring a multitude of benefits to local communities, effectively enhancing the quality of life for residents and fostering a stronger, more cohesive society. CDSW serves as a catalyst for community development, empowering community members to collectively address economic, social, and environmental challenges.

Activity	DESCRIPTION
TALOJA	
Open Gym	Installation of Open Gym equipment at Chinchavali and Kanpoli villages.
Community RO Unit with water ATM for Drinking water, 1000 LPH	Installed RO unit at Kanpoli village
DAHE	
Installation of Paver Block & Shed construction	120 families benefitted in Laamu Faliya 75 families benefitted in Rahiyad village with construction of a shed for children's playing area
Installation of Paver Block & Shed construction	50 families benefitted. (During floods in Bharuch & Ankleshwar)



Open Gym equipment installed at Kanpoli, Taloja

CDSW



RO unit installed at Kanpoli, Dahej for clean water for all



Construction of Shed and Paver Block at Dahej

PRESS CLIPPINGS

ईशान्य फाऊंडेशन तर्फे सामाजिक क्षेत्रातील योगदानासाठी विविध सामाजिक संस्था व व्यक्तींचा गौरव

पुणे : ईशान्य फाऊंडेशन तर्फे नुकतेच येरवडा येथील क्रिस्टियिटी मॉल येथे आयोजित १६ व्या वेतो रिबन एन्जीओ फेअरच्या (बायआएनएफ) समारोप समारंथात समाजातील महत्त्वपूर्ण योगदानासाठी विविध सामाजिक संस्था व व्यक्तींचा गौरव करण्यात आला. बीएआयएफ डेव्हलपमेंट रिसर्च फाऊंडेशनचे प्रमुख सद्गुणार व विद्वान जी.जी.सोहनी यांचा नैसर्गिक संसाधन व्यवस्थापन व ग्रामीण उपयोजिका या क्षेत्रातील उत्कृष्ट योगदानाबद्दल सत्कार दीपक फर्टिलायझर्स अँड पेट्रोकेमिकल्स लि.चे अध्यक्ष व व्यवस्थापकीय संचालक शैलेश मेहता यांच्या हस्ते



करण्यात आला. नाथाईचे पहिले कलाविष्कार ट्रिपटर्नेली पुरस्कार हे या कार्यक्रमाचे प्रमुख आकर्षण ठरले. यावेळी कोड्डुपुम इंटिग्रेटेड डेव्हलपमेंट सोसायटी (किडस) यांना प्रथम क्रमांकाचा पुरस्कार तर, केरळ सावित्री कम्युनिटी मॅन्ज्ड रिसोर्स सेंटर, महाराष्ट्र यांना दुसऱ्या क्रमांकाचा पुरस्कार प्रदान करण्यात आला. हे

पुरस्कार प्रमिष्ट बॉलीवूड अभिनेत्री पद्मिनी बडेन्हापुरे यांच्या हस्ते प्रदान करण्यात आले. पाऊलपाट फाऊंडेशन, महाराष्ट्र, बंदन कृषी विकास फार्म प्रॉड्यूसर कंपनी लि. महाराष्ट्र, रिचरखा - २ इकोसोशल ट्राईब, महाराष्ट्र यांना सर्वोत्कृष्ट स्टीलसाठी अनुक्रमे प्रथम, द्वितीय व तृतीय असे पारितोषिक देण्यात आले.

CSR initiatives in rural areas could change people's lives, says Gadkari

The article discusses the impact of Corporate Social Responsibility (CSR) initiatives in rural areas. It highlights how such programs can significantly improve the quality of life for people in these regions. The text mentions that these initiatives often focus on education, healthcare, and infrastructure development. It also notes that companies are increasingly recognizing the importance of their social and environmental responsibilities, leading to more effective and sustainable programs in rural communities.

ईशान्य फाऊंडेशन तर्फे सामाजिक क्षेत्रातील योगदानासाठी विविध सामाजिक संस्था व व्यक्तींचा गौरव

This clipping provides a detailed account of the award ceremony organized by East India Foundation. It lists the names of the recipients and the organizations they represent. The text emphasizes the foundation's commitment to recognizing and supporting the efforts of various social organizations and individuals who have made significant contributions to society. It also mentions the presence of dignitaries and the overall atmosphere of the event.

ईशान्य फाऊंडेशन का जयजयकार, १६वा वार्षिक-अवसरपर्यंत जेवढा संस्था, शिखिसयतो का सम्मान

The article celebrates the 16th anniversary of East India Foundation. It highlights the foundation's growth and the impact of its various social and community programs over the years. The text mentions the awarding of honors to several organizations and individuals for their contributions. It also discusses the foundation's future plans and its continued commitment to social development and community service.

THE ART OF GIVING

Beyond time and money

This clipping features an article titled 'Beyond time and money' under the heading 'THE ART OF GIVING'. The article explores the concept of giving beyond financial means, emphasizing the value of time, effort, and personal commitment. It discusses how such acts of giving can have a profound impact on the lives of others and contribute to a more compassionate and caring society. The text also mentions the foundation's role in promoting and supporting such initiatives.

PRESS CLIPPINGS

पुढापी

**दीपकन फर्टिलाइझर्स व ईशान्य फाऊंडेशनतर्फे
विद्यार्थ्यांसाठी जल शुद्धिकरण प्रकल्प**

पुढापी, पुणे - पुणे जिल्हातील विद्यार्थ्यांसाठी दीपकन फर्टिलाइझर्स व ईशान्य फाऊंडेशनतर्फे जल शुद्धिकरण प्रकल्प राबवित आहे. या प्रकल्पाचा उद्देश विद्यार्थ्यांना स्वच्छ पाण्याचा उपयुक्त वापर करून घ्यावा व त्यांच्यासाठी स्वच्छ पाण्याची सुविधा उपलब्ध करून देणे हा आहे. या प्रकल्पाचा उद्देश विद्यार्थ्यांना स्वच्छ पाण्याचा उपयुक्त वापर करून घ्यावा व त्यांच्यासाठी स्वच्छ पाण्याची सुविधा उपलब्ध करून देणे हा आहे.



या प्रकल्पाचा उद्देश विद्यार्थ्यांना स्वच्छ पाण्याचा उपयुक्त वापर करून घ्यावा व त्यांच्यासाठी स्वच्छ पाण्याची सुविधा उपलब्ध करून देणे हा आहे.

Page No: 10
Page No: 2
Page No: 10

सुकाळ **बाबी मंडई + उदण**

मुंबई, सुकाळ, १२ जानेवारी २०२४



पनवेलमध्ये मोबाईल क्लिनिकचे उद्घाटन

पनवेलमध्ये मोबाईल क्लिनिकचे उद्घाटन करण्यात आले. या प्रसंगी सुकाळ व बाबी मंडई यांनी संयुक्तपणे मोबाईल क्लिनिकचे उद्घाटन करण्यात आले. या प्रसंगी सुकाळ व बाबी मंडई यांनी संयुक्तपणे मोबाईल क्लिनिकचे उद्घाटन करण्यात आले.

Page No: 10
Page No: 2
Page No: 10

रायगड पुढापी पुढापी, पुणे, १२ जानेवारी २०२४

पनवेलमधील ४१ गावात मोबाईल क्लिनिक सुविधा

पॅथोलॉजी सॅम्पल कलेक्शन सेंटरचा प्रारंभ, ग्रामीण भागातील जनतेला ठरणार उपयुक्त

पनवेलमध्ये मोबाईल क्लिनिकचे उद्घाटन करण्यात आले. या प्रसंगी सुकाळ व बाबी मंडई यांनी संयुक्तपणे मोबाईल क्लिनिकचे उद्घाटन करण्यात आले.



या प्रकल्पाचा उद्देश विद्यार्थ्यांना स्वच्छ पाण्याचा उपयुक्त वापर करून घ्यावा व त्यांच्यासाठी स्वच्छ पाण्याची सुविधा उपलब्ध करून देणे हा आहे.

Page No: 10
Page No: 2
Page No: 10

लोकमत

**शेतकऱ्यांना मिळाले
दुग्ध व्यवसाय प्रशिक्षण**

शेतकऱ्यांना दुग्ध व्यवसाय प्रशिक्षण देण्यात आले. या प्रसंगी सुकाळ व बाबी मंडई यांनी संयुक्तपणे शेतकऱ्यांना दुग्ध व्यवसाय प्रशिक्षण देण्यात आले.

Page No: 10
Page No: 2
Page No: 10

पुढापी

दीपकन फर्टिलाइझर्स, ईशान्य फाऊंडेशनचा उपक्रम

२०० शेतकऱ्यांना कपड, बकर काटे, शेतकऱ्यांचे कालज्या तालिम



दीपकन फर्टिलाइझर्स व ईशान्य फाऊंडेशनतर्फे शेतकऱ्यांना कपड, बकर काटे, शेतकऱ्यांचे कालज्या तालिम देण्यात आले.

Page No: 10
Page No: 2
Page No: 10

OUR COLLABORATIONS

URBAN

- NABARD
- Youth 4 Development Foundation
- Don Bosco Vyawasaik Prashikshan Kendra
- Sahyadri Hospital
- Maya Charitable Trust
- Seva Sahayog Foundation
- Social Ventures Partner (SVP)
- Resource Recycle Centre
- Swachh NGO
- Inner Wheel Club of Poona Downtown
- St. Andrew's College of Nursing
- Unique Skills Development Centre
- Idea Foundation

RURAL

- Dept. of Animal Husbandry, Panvel
- Laxmi Charitable Trust, Panvel
- Laxmi College of Optometry, Panvel
- Youth 4 Development Foundation
- SIMACES International Interdisciplinary Learning Centre (SIILC)
- State Health Department of Maharashtra and Gujarat
- Raigad Zilla Parishad, Maharashtra
- Rahiyad Primary and Secondary School, Dahej, Gujarat
- Schools in Ponnada Village, Srikakulam, AP

**LET'S JOIN HANDS TO
CREATE POSITIVE CHA**



EQUINOX TEST REPORT

Reference Number : EQNX-001-LAB-IN-23-11-06630
 Report Issue Date : 27-Nov-23
 ULR-TC882021000081329F

INFORMATION PROVIDED BY CUSTOMER

Client Name : M/s Deepak Fertilizers & Petrochemicals Corporation Limited
 Address : Plot Nos. X-1 Part 1, X-2, X-3, X-4, X-5 & X-6, MIDC Talega, Tal/Parvat, Dist. Raigad.
 Contact Person : Vithal Jadhav / Manan Popota

PARTICULARS OF SAMPLE ANALYSED

Sampling Protocol : SOP-ENV-20-00
 Date of Sampling : 23-Nov-23 To 24-Nov-23
 Sampling Location : C.F.B CT Area
 Date of Receipt : 24-Nov-23
 Sample Description : Ambient Noise Measurement
 Sampling Duration : 24 Hrs
 Lateral Distance : 1.5 Meter from Ground Level

RESULTS OF ANALYSIS

Discipline : Chemical

Group : Atmospheric Pollution

Sr. No.	Date	Time	Leq dB (A)	Date	Time	Leq dB (A)	
1	23-Nov-23	12:45	80.1	24-Nov-23	1:45	81.3	
2	23-Nov-23	13:45	82.1	24-Nov-23	2:45	84.2	
3	23-Nov-23	14:45	80.3	24-Nov-23	3:45	84.3	
4	23-Nov-23	15:45	78.0	24-Nov-23	4:45	85	
5	23-Nov-23	16:45	79.1	24-Nov-23	5:45	84.9	
6	23-Nov-23	17:45	77.3	24-Nov-23	6:45	85.8	
7	23-Nov-23	18:45	80.1	24-Nov-23	7:45	86.3	
8	23-Nov-23	19:45	79.2	24-Nov-23	8:45	85.2	
9	23-Nov-23	20:45	81	24-Nov-23	9:45	86.2	
10	23-Nov-23	21:45	80.2	24-Nov-23	10:45	83.8	
11	23-Nov-23	22:45	83.6	24-Nov-23	11:45	78.1	
12	23-Nov-23	23:45	82.2				
13	24-Nov-23	0:45	81.3				
		Day Time L_{max}	86.3		Night Time L_{max}	85	
		Day Time L_{min}	75.1		Night Time L_{min}	81.3	
Average Day Time Leq dB (A)			81.3	Average Night Time Leq dB (A)			83.3

Note - Central Pollution Control Board (CPCB) has prescribed 75 dB(A) as a upper limit of noise level during Day Time (06:00 AM to 10:00 PM) & 70 dB(A) during night time (10:00 PM to 06:00 AM).

Remark - The Above Results found Unsatisfactory as per CPCB Guideline.


 Authorized Manager - Air
 (Authorized Signatory)
 Mr. Anil Merchante



Note:

- This report is valid for the address mentioned only.
- This report shall not be reproduced without the written approval of Equinox Labs Private Limited.
- This report should not be used for advertisement purposes.
- The samples has been provided by the customer and results reported for samples as received by the lab.
- The information provided by customer may affect the validity of results.

END OF REPORT

Your Testing and Auditing Partner

EQUINOX TEST REPORT

Reference Number : EQNX001/LAB/N/23/11/08654
 Report Issue Date : 27-Nov-23
 I.R. : IC08202300081327F

INFORMATION PROVIDED BY CUSTOMER

Client Name : M/s Deepak Fertilizers & Petrochemicals Corporation Limited
 Address : Plot Nos. K-1 Part 1, K-2, K-3, K-4, K-5 & K-6, MIDC Taraja, Tal. Panvel, Dist. Raigad.
 Contact Person : Vitthal Jadhav / Madan Popeta

PARTICULARS OF SAMPLE ANALYSED

Sampling Protocol : SOP-ENV-20-00
 Date of Sampling : 23-Nov-23 To 24-Nov-23
 Sampling Location : CAN @ CT Area
 Date of Receipt : 24-Nov-23
 Sample Description : Ambient Noise Measurement
 Sampling Duration : 24 Hrs
 Lateral Distance : 1.5 Meter from Ground Level

RESULTS OF ANALYSIS

Discipline : Chemical
 Group : Atmospheric Pollution

Sr. No.	Date	Time	Leq dB (A)	Date	Time	Leq dB (A)	
1	23-Nov-23	12:00	79.8	24-Nov-23	1:00	79.1	
2	23-Nov-23	13:00	77.5	24-Nov-23	2:00	80.3	
3	23-Nov-23	14:00	73.4	24-Nov-23	3:00	83.1	
4	23-Nov-23	15:00	75.6	24-Nov-23	4:00	82.2	
5	23-Nov-23	16:00	76.6	24-Nov-23	5:00	80.8	
6	23-Nov-23	17:00	78.2	24-Nov-23	6:00	79.1	
7	23-Nov-23	18:00	82.9	24-Nov-23	7:00	78.3	
8	23-Nov-23	19:00	79.5	24-Nov-23	8:00	79.1	
9	23-Nov-23	20:00	80.1	24-Nov-23	9:00	77.7	
10	23-Nov-23	21:00	81.1	24-Nov-23	10:00	74.8	
11	23-Nov-23	22:00	76.3	24-Nov-23	11:00	71.03	
12	23-Nov-23	23:00	73.4				
13	24-Nov-23	0:00	76.9				
		Day Time L_{max}	82.9			Night Time L_{max}	83.1
		Day Time L_{min}	71			Night Time L_{min}	75.4
Average Day Time Leq dB (A)			77.7	Average Night Time Leq dB (A)			79.8

Note - Central Pollution Control Board (CPCB) has prescribed 75 dB(A) as a upper limit of noise level during Day Time (06:00 AM to 10:00 PM) & 70 dB(A) during night time (10:00 PM to 06:00 AM).

Remark - The Above Results found Unsatisfactory as per CPCB Guideline.


 Assistant Manager - Air
 (Authorized Signatory)
 Mr. Anil Manohar



Note :

- The report is valid for the period specified only.
- This report shall not be reproduced without the EQX Lab's written approval of Equinox Labs Private Limited.
- This report should not be used for advertisement / public release.
- The accuracy has been guaranteed by the laboratory and results reported in this report are based on the test.
- The information provided by customer can affect the validity of results.

****END OF REPORT****

Your Testing and Auditing Partner

EQUINOX TEST REPORT

Reference Number : EQNX/001/LAB/23/11/00635 Report Issue Date : 27-Nov-23
 ULR-TC562623000091328F

INFORMATION PROVIDED BY CUSTOMER

Client Name : M/s Deepak Fertilizers & Petrochemicals Corporation Limited
 Address : Plot Nos. K-1 Part 1, K-2, K-3, K-4, K-5 & K-6, MIDC Talaja, Tal Parvat, Dist. Raigad
 Contact Person : Vithal Jadhav / Madan Pipeta

PARTICULARS OF SAMPLE ANALYSED

Sampling Protocol : SOP-ENV-20-00 Date of Sampling : 23-Nov-23 To 24-Nov-23
 Sampling Location : Near Ambaria Gate Area Date of Receipt : 24-Nov-23
 Sample Description : Ambient Noise Measurement Sampling Duration : 24 Hrs
 Lateral Distance : 1.5 Meter from Ground Level

RESULTS OF ANALYSIS

Discipline : Chemical

Group : Atmospheric Pollution

Sr. No.	Date	Time	Leq dB (A)	Date	Time	Leq dB (A)	
1	23-Nov-23	12:15	60	24-Nov-23	1:15	62.5	
2	23-Nov-23	13:15	62.1	24-Nov-23	2:15	63.7	
3	23-Nov-23	14:15	60.9	24-Nov-23	3:15	62.8	
4	23-Nov-23	15:15	61.3	24-Nov-23	4:15	60.7	
5	23-Nov-23	16:15	62.4	24-Nov-23	5:15	62.5	
6	23-Nov-23	17:15	63.6	24-Nov-23	6:15	65.8	
7	23-Nov-23	18:15	58.3	24-Nov-23	7:15	62.9	
8	23-Nov-23	19:15	59.0	24-Nov-23	8:15	63.6	
9	23-Nov-23	20:15	60	24-Nov-23	9:15	65.5	
10	23-Nov-23	21:15	64	24-Nov-23	10:15	62.8	
11	23-Nov-23	22:15	61.1	24-Nov-23	11:15	63.1	
12	23-Nov-23	23:15	61.7				
13	24-Nov-23	0:15	64.1				
		Day Time L_{max}	65.8		Night Time L_{max}	64.1	
		Day Time L_{min}	60.3		Night Time L_{min}	60.7	
Average Day Time Leq dB (A)			62.2	Average Night Time Leq dB (A)			62.4

Note - Central Pollution Control Board (CPCB) has prescribed 70 dB(A) as a upper limit of noise level during Day Time (06:00 AM to 10:00 PM) & 60 dB(A) during night time (10:00 PM to 06:00 AM)

Remark : The Above Results Found Satisfactory as per CPCB Guideline.


 Assistant Manager - Air
 (Authorized Signatory)
 Mr. Atul Mandhane



Note :

1. This report is valid for the period specified only.
2. Test report shall not be reproduced except in full & with written approval of Equinox Labs Private Limited.
3. This report should not be used for advertisement / public relation.
4. The samples has been provided by the customer and results are valid to the samples as received by the lab.
5. The information provided in this report can affect the validity of results.

END OF REPORT

Your Testing and Auditing Partner

EQUINOX TEST REPORT

Report Issue Date : 27-Nov-23

Reference Number : EQNX.001.LAB.N.23.11.05036 ULR-TC5820230000613297

INFORMATION PROVIDED BY CUSTOMER

Client Name : M/s Dweepak Fertilizers & Petrochemicals Corporation Limited

Address : Plot Nos. K-1 Part 1, K-2, K-3, K-4, K-5 & K-6, MDC Tabaja, Tal. Perwet, Dist. Raigad.

Contact Person : Vithal Jadhav / Madan Popere

PARTICULARS OF SAMPLE ANALYSED

Sampling Protocol : SCP-ENV-20-06 Date of Sampling : 23-Nov-23 To 24-Nov-23

Sampling Location : Near N4, Bagging South Side Area Date of Receipt : 24-Nov-23

Sample Description : Ambient Noise Measurement Sampling Duration : 24 Hrs

Lateral Distance : 1.5 Meter from Ground Level

RESULTS OF ANALYSIS

Discipline : Chemical

Group : Atmospheric Pollution

Sr. No.	Date	Time	Leq dB (A)	Date	Time	Leq dB (A)	
1	23-Nov-23	12:30	65.5	24-Nov-23	1:30	70.1	
2	23-Nov-23	13:30	65.7	24-Nov-23	2:30	71.8	
3	23-Nov-23	14:30	68.9	24-Nov-23	3:30	68.6	
4	23-Nov-23	15:30	71.3	24-Nov-23	4:30	69.3	
5	23-Nov-23	16:30	72.8	24-Nov-23	5:30	73.9	
6	23-Nov-23	17:30	73.8	24-Nov-23	6:30	74.5	
7	23-Nov-23	18:30	74.8	24-Nov-23	7:30	71.6	
8	23-Nov-23	19:30	75	24-Nov-23	8:30	72.7	
9	23-Nov-23	20:30	72	24-Nov-23	9:30	73.8	
10	23-Nov-23	21:30	69.2	24-Nov-23	10:30	74.1	
11	23-Nov-23	22:30	69.7	24-Nov-23	11:30	75.01	
12	23-Nov-23	23:30	68.3				
13	24-Nov-23	0:30	65.2				
		Day Time L_{eq}	75.01			Night Time L_{eq}	73.9
		Day Time L_{90}	65.6			Night Time L_{90}	69.2
Average Day Time Leq dB (A)			72.0	Average Night Time Leq dB (A)			69.5

Note - Central Pollution Control Board (CPCB) has prescribed 75 dB(A) as a upper limit of noise level during Day Time (06:00 AM to 10:00 PM) & 70 dB(A) during night time (10:00 PM to 06:00 AM).

Remark - The Above Results Found Satisfactory as per CPCB Guideline.


 Assistant Manager - Air
 (Authorized Signatory)
 Mr. Abhi Manohar



Note :

- This report is valid for the tested sample only.
- This report shall not be used for any other purpose without the prior approval of Equinox Labs Private Limited.
- This report should not be used for advertisement / publicity purpose.
- The test facility has been checked by the customer and the results applied to the sample as received by us.
- The information provided by customer may affect the validity of results.

****END OF REPORT****

Your Testing and Auditing Partner

Equinox Labs Private Limited | CIN No. U74999MH2017PTC297024

Corporate Office: Equinox Center, R85, TTC, Rabale, Navi Mumbai - 400701

Laboratories At: Mumbai, Bangalore, Hyderabad, Noida, Kolkata, Chennai

+91 22 50647422

info@equinoxlab.com

www.equinoxlab.com

EQUINOX TEST REPORT

Report Issue Date : 30-Nov-23

Reference Number : EQNX-001 LAB/IN/23/11-07020 IQR-TC06202300002277F

INFORMATION PROVIDED BY CUSTOMER

Client Name : M/s Deepak Fertilizers & Petrochemicals Corporation Limited
 Address : Plot Nos. K-1 Part 1, K-2, K-3, K-4, K-5 & K-6, MIDC Talaja, Tal.Panset, Dist. Raigad
 Contact Person : Virthal Jadhav / Madan Pogata

PARTICULARS OF SAMPLE ANALYSED

Sampling Protocol : SOP-ENV-20-00 Date of Sampling : 27-Nov-23 to 28-Nov-23
 Sampling Location : Near Security Cabin Date of Receipt : 28-Nov-23
 Sample Description : Ambient Noise Measurement Sampling Duration : 24 Hrs
 Lateral Distance : 1.5 Meter from Ground Level

RESULTS OF ANALYSIS

Discipline : Chemical

Group : Atmospheric Pollution

Sr. No.	Date	Time	Leq dB (A)	Date	Time	Leq dB (A)	
1	27-Nov-23	2:30 PM	63.4	28-Nov-23	3:30 AM	70.8	
2	27-Nov-23	3:30 PM	65.9	28-Nov-23	4:30 AM	62.3	
3	27-Nov-23	4:30 PM	70.2	28-Nov-23	5:30 AM	65.4	
4	27-Nov-23	5:30 PM	64.2	28-Nov-23	6:30 AM	66.2	
5	27-Nov-23	6:30 PM	66.9	28-Nov-23	7:30 AM	65.4	
6	27-Nov-23	7:30 PM	65.2	28-Nov-23	8:30 AM	63.2	
7	27-Nov-23	8:30 PM	66.7	28-Nov-23	9:30 AM	62.5	
8	27-Nov-23	9:30 PM	66.2	28-Nov-23	10:30 AM	62.8	
9	27-Nov-23	10:30 PM	65.5	28-Nov-23	11:30 AM	66.2	
10	27-Nov-23	11:30 PM	66.3	28-Nov-23	12:30 PM	67.2	
11	28-Nov-23	12:30 AM	67.4	28-Nov-23	1:30 PM	66.9	
12	28-Nov-23	1:30 AM	68.2				
13	28-Nov-23	2:30 AM	69.3				
		Day Time L_{day}	70.2		Night Time L_{night}	70.8	
		Day Time L_{min}	62.3		Night Time L_{min}	62.3	
Average Day Time Leq dB (A)			65.8	Average Night Time Leq dB (A)			66.9

Note - Central Pollution Control Board (CPCB) has prescribed 75 dB(A) as a upper limit of noise level during Day Time (06:00 AM to 10:00 PM) & 70 dB(A) during night time (10:00 PM to 06:00 AM).

Remark - The Above Results found satisfactory as per CPCB Guidelines.


 Assistant Manager - Air
 (Authorized Signatory)
 Mr. Atul Mandhane



Note:

- This report is valid till the tested sample only.
- This report shall not be taken as evidence in court without approval of Equinox Labs Private Limited.
- This report should not be used for advertisement or legal purpose.
- The samples has been provided by the customer and we do not apply for liability as involved by the air.
- The information provided by customer shall hold the validity of results.

END OF REPORT

Your Testing and Auditing Partner

EQUINOX TEST REPORT

Report Issue Date : 2-Jan-24

Reference Number : EQNX/001/LAB/R/24-01/00076

ULR-TC/6820/24500000009F

INFORMATION PROVIDED BY CUSTOMER

Client Name : M/s Deepak Fertilizers & Petrochemicals Corporation Limited

Address : Plot Nos. K-1 Part 1, K-2, K-3, K-4, X-5 & K-6, MIDC Talaja, Tal Parvat, Dist. Raigad

Contact Person : Vithal Jadhav / Madan Popete

PARTICULARS OF SAMPLE ANALYSED

Sampling Protocol : SOP-ENV-20-00

Date of Sampling : 28-Dec-23 to 29-Dec-23

Sampling Location : K-6 Plant - Near Main Gate

Date of Receipt : 29-Dec-23

Sample Description : Ambient Noise Measurement

Sampling Duration : 24 Hrs

Lateral Distance : 1.5 Meter from Ground Level

RESULTS OF ANALYSIS

Discipline : Chemical

Group : Atmospheric Pollution

Sr. No.	Date	Time	Leq dB (A)	Date	Time	Leq dB (A)	
1	28-Dec-23	11:00 AM	67.1	29-Dec-23	12:00 AM	64.2	
2	28-Dec-23	12:00 PM	62.2	29-Dec-23	1:00 AM	64.9	
3	28-Dec-23	1:00 PM	61.9	29-Dec-23	2:00 AM	65.9	
4	28-Dec-23	2:00 PM	61.7	29-Dec-23	3:00 AM	66.7	
5	28-Dec-23	3:00 PM	62.2	29-Dec-23	4:00 AM	66.1	
6	28-Dec-23	4:00 PM	62.5	29-Dec-23	5:00 AM	63.7	
7	28-Dec-23	5:00 PM	62.7	29-Dec-23	6:00 AM	62.1	
8	28-Dec-23	6:00 PM	64.7	29-Dec-23	7:00 AM	61.9	
9	28-Dec-23	7:00 PM	63.3	29-Dec-23	8:00 AM	61.5	
10	28-Dec-23	8:00 PM	65.6	29-Dec-23	9:00 AM	60.2	
11	28-Dec-23	9:00 PM	65.9	29-Dec-23	10:00 AM	61.1	
12	28-Dec-23	10:00 PM	64.1				
13	28-Dec-23	11:00 PM	63.8				
		Day Time L_{MAX}	67.1		Night Time L_{MAX}	66.7	
		Day Time L_{MIN}	60.2		Night Time L_{MIN}	62.1	
Average Day Time Leq dB (A)			62.5	Average Night Time Leq dB (A)			64.1

Note - Central Pollution Control Board (CPCB) has prescribed 75 dB(A) as a upper limit of noise level during Day Time (06:00 AM to 10:00 PM) & 70 dB(A) during night time (10:00 PM to 06:00 AM).

Remark - The Above Results found satisfactory as per CPCB Guideline.


 Assistant Manager - Air
 (Authorized Signatory)
 Mr. Atul Mandharia



Note :

1. This report is valid for the tested sample only.
2. Test report should not be reproduced except in full & with written approval of Equinox Labs Private Limited.
3. This report should not be used for advertisement / journal purposes.
4. The samples has been provided by the customer, we are not responsible for the sample as mentioned in the lab.
5. The information provided by customer can affect the validity of results.

****END OF REPORT****

Your Testing and Auditing Partner

Equinox Labs Private Limited | CIN No. U74999MH2017PTC297024

+91 22 50647422

Corporate Office: Equinox Center, R65, TTC, Rabale, Navi Mumbai - 400701

info@equinoxlab.com

Laboratories At: Mumbai, Bangalore, Hyderabad, Noida, Kolkata, Chennai

www.equinoxlab.com

EQUINOX TEST REPORT

Report Issue Date : 18-Dec-23

Reference Number : EQNX.001.LAB.N.23.12.04431

:ULR-TC682020006067100F

INFORMATION PROVIDED BY CUSTOMER

Client Name : M/s Deepak Fertilizers & Petrochemicals Corporation Limited
 Address : Plot Nos -K-1 Part 1, K-2, K-3, K-4, K-5 & K-6, MIDC Talaja, Tal.Panvel, Dist. Raigad.
 Contact Person : Madan Popeta / Vitthal Jachar

PARTICULARS OF SAMPLE ANALYSED

Sampling Protocol : SOP-ENV-20-06
 Date of Sampling : 13-Dec-23 To 14-Dec-23
 Sampling Location : Near IPA Gate
 Date of Receipt : 14-Dec-23
 Sample Description : Ambient Noise Measurement
 Sampling Duration : 24 Hrs
 Lateral Distance : 1.5 Meter from Ground Level

RESULTS OF ANALYSIS

Discipline : Chemical

Group : Atmospheric Pollution

Sr. No.	Date	Time	Leq dB (A)	Date	Time	Leq dB (A)	
1	13-Dec-23	12:20 PM	62.3	14-Dec-23	1:20 AM	58	
2	13-Dec-23	1:20 PM	61.4	14-Dec-23	2:20 AM	58.3	
3	13-Dec-23	2:20 PM	60.4	14-Dec-23	3:20 AM	62.1	
4	13-Dec-23	3:20 PM	59.8	14-Dec-23	4:20 AM	61.9	
5	13-Dec-23	4:20 PM	60	14-Dec-23	5:20 AM	60.6	
6	13-Dec-23	5:20 PM	60.5	14-Dec-23	6:20 AM	60.5	
7	13-Dec-23	6:20 PM	60.3	14-Dec-23	7:20 AM	70	
8	13-Dec-23	7:20 PM	61.2	14-Dec-23	8:20 AM	60.3	
9	13-Dec-23	8:20 PM	60.7	14-Dec-23	9:20 AM	61.2	
10	13-Dec-23	9:20 PM	58.5	14-Dec-23	10:20 AM	60.4	
11	13-Dec-23	10:20 PM	60.3	14-Dec-23	11:20 AM	60.6	
12	13-Dec-23	11:20 PM	58.2				
13	14-Dec-23	12:20 AM	57.7				
		Day Time L _{MAX}	70			Night Time L _{MAX}	62.1
		Day Time L _{MIN}	58.5			Night Time L _{MIN}	55.2
Average Day Time Leq dB (A)			61.7	Average Night Time Leq dB (A)			58.3

Note - Central Pollution Control Board (CPCB) has prescribed 75 dB(A) as a upper limit of noise level during Day Time (06:00 AM to 10:00 PM) & 70 dB(A) during night time (10:00 PM to 06:00 AM).

Remark - The Above Results Found Satisfactory as per CPCB Guideline.


 Assistant Manager - Air
 (Authorized Signatory)
 Mr. Akul Mandhara



Note:

- This report is valid for the tested sample only.
- This report should not be reproduced except in full & only with the approval of Equinox Labs Private Limited.
- This report should not be used for advertisement / journal purpose.
- The samples has been provided by the customer and results applied to the sample as received by the lab.
- The information provided by customer can affect the validity of results.

****END OF REPORT****

Your Testing and Auditing Partner

Equinox Labs Private Limited | CIN No. U74999MH2017PTC297024

Corporate Office: Equinox Center, R65, TTC, Rabale, Navi Mumbai - 400701

Laboratories At: Mumbai, Bangalore, Hyderabad, Noida, Kolkata, Chennai

+91 22 50647422

info@equinoxlab.com

www.equinoxlab.com

EQUINOX TEST REPORT

Report Issue Date : 15-Dec-23

Reference Number : EQNX/001/LAB/NC23/12/04/032

LIR-TC682023000087104F

INFORMATION PROVIDED BY CUSTOMER

Client Name : M/s Deepak Fertilizers & Petrochemicals Corporation Limited
 Address : Plot Nos. K-1 Part 1, K-2, K-3, K-4, K-5 & K-6 WDC Talaja, Tal. Parnel, Dist. Raigad.
 Contact Person : Madan Popeta / Vitthal Jachar

PARTICULARS OF SAMPLE ANALYSED

Sampling Protocol : SOP-ENV-20-00 Date of Sampling : 13-Dec-23 To 14-Dec-23
 Sampling Location : Near Methanol Gate Date of Receipt : 14-Dec-23
 Sample Description : Ambient Noise Measurement Sampling Duration : 24 hrs
 Lateral Distance : 1.5 Meter from Ground Level

RESULTS OF ANALYSIS

Discipline : Chemical

Group : Atmospheric Pollution

Sr. No.	Date	Time	Leq dB (A)	Date	Time	Leq dB (A)	
1	13-Dec-23	11:45 AM	65.8	14-Dec-23	12:45 AM	67.2	
2	13-Dec-23	12:45 PM	64.5	14-Dec-23	1:45 AM	60.5	
3	13-Dec-23	1:45 PM	66.9	14-Dec-23	2:45 AM	61.5	
4	13-Dec-23	2:45 PM	67.5	14-Dec-23	3:45 AM	58.6	
5	13-Dec-23	3:45 PM	68.2	14-Dec-23	4:45 AM	56.2	
6	13-Dec-23	4:45 PM	70.1	14-Dec-23	5:45 AM	60.5	
7	13-Dec-23	5:45 PM	65.4	14-Dec-23	6:45 AM	58.2	
8	13-Dec-23	6:45 PM	65.4	14-Dec-23	7:45 AM	59.5	
9	13-Dec-23	7:45 PM	60.1	14-Dec-23	8:45 AM	57.8	
10	13-Dec-23	8:45 PM	61.9	14-Dec-23	9:45 AM	62.4	
11	13-Dec-23	9:45 PM	58.6	14-Dec-23	10:45 AM	60.8	
12	13-Dec-23	10:45 PM	57.8				
13	13-Dec-23	11:45 PM	61.4				
		Day Time L_{max}	70.1			Night Time L_{max}	67.2
		Day Time L_{min}	57.8			Night Time L_{min}	56.2
Average Day Time Leq dB (A)			63.3	Average Night Time Leq dB (A)			60.2

Note - Central Pollution Control Board (CPCB) has prescribed 75 dB(A) as a upper limit of noise level during Day Time (06:00 AM to 10:00 PM) & 70 dB(A) during night time (10:00 PM to 06:00 AM).

Remark - The Above Results Found Satisfactory as per CPCB Guideline

Assistant Manager - Air
 (Authorized Signatory)
 Mr. Abul Manshara



Notes :

- This report is valid for the tested sample only.
- This report shall not be reprinted without the full & written approval of Equinox Labs Private Limited.
- This report should not be used for advertisement / public purpose.
- The samples has been provided by the customer and results applied to the sample as received by the lab.
- The information provided by customer may affect the validity of results.

****END OF REPORT****

Your Testing and Auditing Partner

EQUINOX TEST REPORT

Report Issue Date : 22-Dec-23

Reference Number : EQNX-001/LAB-N22-12-08140

ULR-TC082023000089726F

INFORMATION PROVIDED BY CUSTOMER

Client Name : M/s Deepak Fertilizers & Petrochemicals Corporation Limited
 Address : Plot Nos. K-1 Part 1, K-2, K-3, K-4, K-5 & K-6, MIDC Taraja, Tal. Parvel, Dist. Raigad.
 Contact Person : Madan Popeta / Vitthal Jadhav

PARTICULARS OF SAMPLE ANALYSED

Sampling Protocol : SOP-ENV-20-06 Date of Sampling : 18-Dec-23 To 19-Dec-23
 Sampling Location : Near Utility Area Date of Receipt : 18-Dec-23
 Sample Description : Ambient Noise Measurement Sampling Duration : 24 Hrs
 Lateral Distance : 1.5 Meter from Ground Level

RESULTS OF ANALYSIS

Discipline : Chemical

Group : Atmospheric Pollution

Sr. No.	Date	Time	Leq dB (A)	Date	Time	Leq dB (A)	
1	18-Dec-23	11:20 AM	78.8	19-Dec-23	12:20 AM	67.7	
2	18-Dec-23	12:20 PM	76.1	19-Dec-23	1:20 AM	66.9	
3	18-Dec-23	13:20 PM	77.2	19-Dec-23	2:20 AM	70.2	
4	18-Dec-23	14:20 PM	73.1	19-Dec-23	3:20 AM	66.3	
5	18-Dec-23	15:20 PM	72.1	19-Dec-23	4:20 AM	65.4	
6	18-Dec-23	16:20 PM	71.8	19-Dec-23	5:20 AM	66.9	
7	18-Dec-23	17:20 PM	73.4	19-Dec-23	6:20 AM	67.3	
8	18-Dec-23	18:20 PM	71.3	19-Dec-23	7:20 AM	68.2	
9	18-Dec-23	19:20 PM	74.1	19-Dec-23	8:20 AM	69.2	
10	18-Dec-23	20:20 PM	71.8	19-Dec-23	9:20 AM	67.3	
11	18-Dec-23	21:20 PM	68.9	19-Dec-23	10:20 AM	70.2	
12	18-Dec-23	22:20 PM	69.2				
13	18-Dec-23	23:20 PM	68.3				
		Day Time L_{max}	77.1			Night Time L_{max}	70.2
		Day Time L_{min}	67.3			Night Time L_{min}	65.4
Average Day Time Leq dB (A)			71.7	Average Night Time Leq dB (A)			67.9

Note - Central Pollution Control Board (CPCB) has prescribed 75 dB(A) as an upper limit of noise level during Day Time (06:30 AM to 10:30 PM) & 70 dB(A) during night time (10:30 PM to 06:30 AM).

Remark - The Above Results Found Satisfactory as per CPCB Guideline


 Assistant Manager - Air
 (Authorized Signatory)
 Mr. Atul Mandhane



TC-6820

Note :

- This report is valid for the tested sample only.
- This report shall not be re-analyzed except with a written approval of Equinox Labs Private Limited.
- This report should not be used for advertisement / public purpose.
- The samples has been provided by the customer and results applied to the sample as received by the lab.
- The information provided by customer can affect the validity of results.

END OF REPORT

Your Testing and Auditing Partner

EQUINOX TEST REPORT

Report Issue Date : 22-Dec-23

Reference Number : EDNX-001-LAB-N-23-12-09141

ULR-TC882023000088727F

INFORMATION PROVIDED BY CUSTOMER

Client Name : M/s Deepak Fertilizers & Petrochemicals Corporation Limited
 Address : Plot Nos. K-1 Part 1, K-2, K-3, K-4, K-5 & K-6, MIDC Talaja, Tal.Panvel, Dist. Raigad.
 Contact Person : Madan Popeta / Vitthal Jadhav

PARTICULARS OF SAMPLE ANALYSED

Sampling Protocol : SDR-ENV-20-08 Date of Sampling : 18-Dec-23 To 19-Dec-23
 Sampling Location : Near GT-2 Area Date of Receipt : 18-Dec-23
 Sample Description : Ambient Noise Measurement Sampling Duration : 24 hrs
 Lateral Distance : 1.5 Meter from Ground Level

RESULTS OF ANALYSIS

Discipline : Chemical

Group : Atmospheric Pollution

Sr. No.	Date	Time	Leq dB (A)	Date	Time	Leq dB (A)	
1	18-Dec-23	11:10 AM	73.3	18-Dec-23	12:00 AM	71.5	
2	18-Dec-23	12:20 PM	74.1	18-Dec-23	1:00 AM	71.9	
3	18-Dec-23	13:00 PM	75.2	18-Dec-23	2:00 AM	70.2	
4	18-Dec-23	14:00 PM	73.1	18-Dec-23	3:00 AM	70.6	
5	18-Dec-23	15:00 PM	73.9	18-Dec-23	4:00 AM	68	
6	18-Dec-23	16:00 PM	73.3	18-Dec-23	5:00 AM	65.6	
7	18-Dec-23	17:00 PM	72.3	18-Dec-23	6:00 AM	63.1	
	18-Dec-23	18:00 PM	72.9	18-Dec-23	7:00 AM	74	
9	18-Dec-23	19:00 PM	73.6	18-Dec-23	8:00 AM	74.3	
10	18-Dec-23	20:00 PM	72.5	18-Dec-23	9:00 AM	73.7	
11	18-Dec-23	21:00 PM	73	18-Dec-23	10:00 AM	74.1	
12	18-Dec-23	22:00 PM	72.9				
13	18-Dec-23	23:00 PM	72.3				
		Day Time L_{max}	75.2		Night Time L_{max}	72.9	
		Day Time L_{min}	63.1		Night Time L_{min}	63.1	
Average Day Time Leq dB (A)			72.9	Average Night Time Leq dB (A)			69.5

Note - Central Pollution Control Board (CPCB) has prescribed 75 dB(A) as a upper limit of noise level during Day Time (06:00 AM to 10:00 PM) & 70 dB(A) during night time (10:00 PM to 06:00 AM).

Remark - The Above Results Found Satisfactory as per CPCB Guiding.


 Assistant Manager - Air
 (Authorised Signatory)
 Mr. Atul Mandhare



TC-6920



Note:

- This report is valid for the test sample only.
- This report shall not be reproduced except in full & with written approval of Equinox Labs Private Limited.
- This report should not be used for advertisement / public purpose.
- The samples has been provided by the customer and results applied to the sample as received by the lab.
- The information provided by customer can affect the validity of results.

****END OF REPORT****

Your Testing and Auditing Partner

Equinox Labs Private Limited | CIN No. U74999MH2017PTC297024

Corporate Office: Equinox Center, R85, TTC, Rabale, Navi Mumbai - 400701

Laboratories At: Mumbai, Bangalore, Hyderabad, Noida, Kolkata, Chennai

+91 22 50647422

info@equinoxlab.com

www.equinoxlab.com

EQUINOX TEST REPORT

Report Issue Date : 22-Dec-23

Reference Number : EQNX-001-LAB-N23-12-06143

ULR-TO82023000086729F

INFORMATION PROVIDED BY CUSTOMER

Client Name : M/s Deepak Fertilizers & Petrochemicals Corporation Limited
 Address : Plot Nos. K-1 Part 1, K-2, K-3, K-4, K-5 & K-6, MIDC Talaja, Tal. Parvat, Dist. Raigad
 Contact Person : Vinita Jadhav / Madan Popeta

PARTICULARS OF SAMPLE ANALYSED

Sampling Protocol : SOP-ENV-20-00
 Date of Sampling : 15-Dec-23 to 16-Dec-23
 Sampling Location : Near Time Office Area
 Date of Receipt : 16-Dec-23
 Sample Description : Ambient Noise Measurement
 Sampling Duration : 24 hrs
 Lateral Distance : 1.5 Meter from Ground Level

RESULTS OF ANALYSIS

Discipline : Chemical

Group : Atmospheric Pollution

Sr. No.	Date	Time	Leq dB (A)	Date	Time	Leq dB (A)	
1	15-Dec-23	10:30 AM	56.4	15-Dec-23	11:30 PM	56.1	
2	15-Dec-23	11:30 AM	57.7	16-Dec-23	12:30 AM	55.2	
3	15-Dec-23	12:30 PM	58.1	16-Dec-23	1:30 AM	53.1	
4	15-Dec-23	1:30 PM	53.2	16-Dec-23	2:30 AM	54.5	
5	15-Dec-23	2:30 PM	56.0	16-Dec-23	3:30 AM	55.2	
6	15-Dec-23	3:30 PM	57.5	16-Dec-23	4:30 AM	56.1	
7	15-Dec-23	4:30 PM	56.3	16-Dec-23	5:30 AM	52.3	
8	15-Dec-23	5:30 PM	51.7	16-Dec-23	6:30 AM	51.9	
9	15-Dec-23	6:30 PM	56.5	16-Dec-23	7:30 AM	58.2	
10	15-Dec-23	7:30 PM	59.4	16-Dec-23	8:30 AM	55.3	
11	15-Dec-23	8:30 PM	56.4	16-Dec-23	9:30 AM	56.9	
12	15-Dec-23	9:30 PM	58.1				
13	15-Dec-23	10:30 PM	50.1				
		Day Time L_{MAX}	59		Night Time L_{MAX}	60.1	
		Day Time L_{MIN}	52.0		Night Time L_{MIN}	52.3	
Average Day Time Leq dB (A)			58.5	Average Night Time Leq dB (A)			55.3

Note - Central Pollution Control Board (CPCB) has prescribed 73 dB(A) as a upper limit of noise level during Day Time (06:00 AM to 10:00 PM) & 70 dB(A) during night time (10:00 PM to 06:00 AM).

Remark - The Above Results found satisfactory as per CPCB Guideline.


 Assistant Manager - Air
 (Authorized Signatory)
 Mr. Asul Mandhare



Note:

- This report is valid for the tested sample only.
- This report shall not be reproduced, except in full & with written approval of Equinox Labs Private Limited.
- This report should not be used for advertisement / judicial purposes.
- The samples has been provided by the customer and results applied to the samples as received by the lab.
- The information provided by customer can affect the validity of results.

END OF REPORT

Your Testing and Auditing Partner

EQUINOX TEST REPORT

Report Issue Date : 22-Dec-23

Reference Number : EQNX/001/LAB/N23/12/00144

ULR-TC562023000686730F

INFORMATION PROVIDED BY CUSTOMER

Client Name : M/s Deepak Fertilizers & Petrochemicals Corporation Limited

Address : Plot Nos. K-1 Part 1, K-2, K-3, K-4, K-5 & K-6, MIDC Talaja, Tal. Panvel, Dist. Raigad

Contact Person : Vithal Jedhav / Madan Popeta

PARTICULARS OF SAMPLE ANALYSED

Sampling Protocol : SOP-ENV-20-00

Date of Sampling : 15-Dec-23 to 16-Dec-23

Sampling Location : Near Store Area

Date of Receipt : 16-Dec-23

Sample Description : Ambient Noise Measurement

Sampling Duration : 24 hrs

Lateral Distance : 1.5 Meter from Ground Level

RESULTS OF ANALYSIS

Discipline : Chemical

Group : Atmospheric Pollution

Sr. No.	Date	Time	Leq dB (A)	Date	Time	Leq dB (A)	
1	15-Dec-23	10:45 AM	57.8	15-Dec-23	11:45 PM	63.4	
2	15-Dec-23	11:45 AM	68.3	16-Dec-23	12:45 AM	56.8	
3	15-Dec-23	12:45 PM	54.9	16-Dec-23	1:45 AM	60.2	
4	15-Dec-23	1:45 PM	68.1	16-Dec-23	2:45 AM	61.2	
5	15-Dec-23	2:45 PM	60.4	16-Dec-23	3:45 AM	61.9	
6	15-Dec-23	3:45 PM	60.7	16-Dec-23	4:45 AM	63.2	
7	15-Dec-23	4:45 PM	59.5	16-Dec-23	5:45 AM	61.7	
8	15-Dec-23	5:45 PM	61.1	16-Dec-23	6:45 AM	65.5	
9	15-Dec-23	6:45 PM	64.7	16-Dec-23	7:45 AM	64.1	
10	15-Dec-23	7:45 PM	65.9	16-Dec-23	8:45 AM	61.3	
11	15-Dec-23	8:45 PM	60.9	16-Dec-23	9:45 AM	62.2	
12	15-Dec-23	9:45 PM	68.9				
13	15-Dec-23	10:45 PM	68.2				
		Day Time L_{MAX}	68.9		Night Time L_{MAX}	68.2	
		Day Time L_{MIN}	57.5		Night Time L_{MIN}	56.8	
Average Day Time Leq dB (A)			63.4	Average Night Time Leq dB (A)			62.3

Note - Central Pollution Control Board (CPCB) has prescribed 75 dB(A) as a upper limit of noise level during Day Time (06:00 AM to 10:00 PM) & 70 dB(A) during night time (10:00 PM to 06:00 AM).

Remark - The Above Results found satisfactory as per CPCB Guideline.


 Assistant Manager - Air
 (Authorized Signatory)
 Mr. Atul Manthare



Note:

- This report is valid for the tested sample only.
- This report shall not be reproduced except in full with written approval of Equinox Labs Private Limited.
- This report should not be used for advertisement / judicial purposes.
- This company has been provided by the customer and results applied to the sample as received by the lab.
- The information provided by customer can affect the validity of results.

****END OF REPORT****

Your Testing and Auditing Partner

EQUINOX TEST REPORT

Report Issue Date : 22-Dec-23

Reference Number : EQNX-001-LAB-N-23-12-06147

ULM-TC082023060085730F

INFORMATION PROVIDED BY CUSTOMER

Client Name : M/s Deepak Fertilizers & Petrochemicals Corporation Limited

Address : Plot Nos. K-1 Part 1, K-2, K-3, K-4, K-5 & K-6, MIDC Talaja, Tal.Parnet, Dist. Raigad

Contact Person : Vitthal Jadhav / Madan Popreja

PARTICULARS OF SAMPLE ANALYSED

Sampling Protocol : SOP-ENV-20-00

Date of Sampling : 15-Dec-23 to 15-Dec-23

Sampling Location : Near Acid Tank

Date of Receipt : 16-Dec-23

Sample Description : Ambient Noise Measurement

Sampling Duration : 24 Hrs

Lateral Distance : 1.5 Meter from Ground Level

RESULTS OF ANALYSIS

Discipline : Chemical

Group : Atmospheric Pollution

Sr. No.	Date	Time	Leq dB (A)	Date	Time	Leq dB (A)	
1	15-Dec-23	11:40 AM	61.4	15-Dec-23	12:40 AM	60.2	
2	15-Dec-23	12:40 PM	60.8	15-Dec-23	1:40 AM	60.8	
3	15-Dec-23	1:40 PM	63.2	15-Dec-23	2:40 AM	60.1	
4	15-Dec-23	2:40 PM	60.9	15-Dec-23	3:40 AM	60.3	
5	15-Dec-23	3:40 PM	59.7	15-Dec-23	4:40 AM	61.1	
6	15-Dec-23	4:40 PM	59.0	15-Dec-23	5:40 AM	60.7	
7	15-Dec-23	5:40 PM	59.2	15-Dec-23	6:40 AM	60.9	
8	15-Dec-23	6:40 PM	61.0	15-Dec-23	7:40 AM	61.3	
9	15-Dec-23	7:40 PM	58.5	15-Dec-23	8:40 AM	61.2	
10	15-Dec-23	8:40 PM	58.9	15-Dec-23	9:40 AM	61.1	
11	15-Dec-23	9:40 PM	58.3	15-Dec-23	10:40 AM	61.5	
12	15-Dec-23	10:40 PM	59.9				
13	15-Dec-23	11:40 PM	59.2				
		Day Time L _{MAX}	63.2		Night Time L _{MAX}	61.1	
		Day Time L _{MIN}	59		Night Time L _{MIN}	59.2	
Average Day Time Leq dB (A)			60.0	Average Night Time Leq dB (A)			60.3

Note - Central Pollution Control Board (CPCB) has prescribed 75 dB(A) as a upper limit of noise level during Day Time (06:00 AM to 10:00 PM) & 70 dB(A) during night time (10:00 PM to 06:00 AM).

Remark - The Above Results found satisfactory as per CPCB Guideline.


 Assistant Manager - Air
 (Authorised Signatory)
 Mr. Anil Mandhare



Note :

1. This report is valid for the limited period only.
2. This report shall not be reproduced except in full & with written approval of Equinox Labs Private Limited.
3. This report should not be used for advertisement / judicial purpose.
4. The samples has been provided by the customer and results applied to the sample as retained by the lab.
5. The Information provided by customer can affect the validity of results.

****END OF REPORT****

Your Testing and Auditing Partner

Equinox Labs Private Limited | CIN No. U74999MH2017PTC297024

Corporate Office: Equinox Center, R65, TTC, Rabale, Navi Mumbai - 400701

Laboratories At: Mumbai, Bangalore, Hyderabad, Noida, Kolkata, Chennai

+91 22 50647422

info@equinoxlab.com

www.equinoxlab.com

EQUINOX TEST REPORT

Report Issue Date : 25-Jan-24

Reference Number : EQNX001/LAB N/24/01/05888

URL:TC682024000005814F

INFORMATION PROVIDED BY CUSTOMER

Client Name : M/s Deepak Fertilizers & Petrochemicals Corporation Limited
 Address : Plot Nos. K-1 Part 1, K-2, K-3, K-4, K-5 & K-6, MIDC Talaja, Tal. Parvel, Dist. Raigad
 Contact Person : Vithal Jadhav / Madan Popeta

PARTICULARS OF SAMPLE ANALYSED

Sampling Protocol : SOP-ENV-20-00 Date of Sampling : 22-Jan-24 to 23-Jan-24
 Sampling Location : K-6 Main Gate Date of Receipt : 23-Jan-24
 Sample Description : Ambient Noise Measurement Sampling Duration : 24 Hrs
 Lateral Distance : 1.5 Meter from Ground Level

RESULTS OF ANALYSIS

Discipline : Chemical
 Group : Atmospheric Pollution

Sr. No.	Date	Time	Leq dB (A)	Date	Time	Leq dB (A)
1	22-Jan-24	10:40 AM	65.4	22-Jan-24	23:40 PM	66.2
2	22-Jan-24	11:40 AM	67.2	22-Jan-24	12:40 AM	65.4
3	22-Jan-24	12:40 PM	68.4	23-Jan-24	1:40 AM	69.2
4	22-Jan-24	13:40 PM	69.3	23-Jan-24	2:40 AM	67.3
5	22-Jan-24	14:40 PM	68.3	23-Jan-24	3:40 AM	68.3
6	22-Jan-24	15:40 PM	65.8	23-Jan-24	4:40 AM	62.4
7	22-Jan-24	16:40 PM	68.9	23-Jan-24	5:40 AM	65.4
8	22-Jan-24	17:40 PM	67.2	23-Jan-24	6:40 AM	66.9
9	22-Jan-24	18:40 PM	67.9	23-Jan-24	7:40 AM	66.8
10	22-Jan-24	19:40 PM	68.3	23-Jan-24	8:40 AM	64.3
11	22-Jan-24	20:40 PM	67.4	23-Jan-24	9:40 AM	65.9
12	22-Jan-24	21:40 PM	66.9			
13	22-Jan-24	22:40 PM	66.6			
		Day Time L_{max}	69.3		Night Time L_{max}	69.2
		Day Time L_{min}	64.3		Night Time L_{min}	62.4
Average Day Time Leq dB (A)			67.0	Average Night Time Leq dB (A)		
				66.3		

Note - Central Pollution Control Board (CPCB) has prescribed 75 dB(A) as a upper limit of noise level during Day Time (06:00 AM to 06:00 PM) & 70 dB(A) during night time (06:00 PM to 06:00 AM).

Remark - The Above Results found satisfactory as per CPCB Guideline.


 Assistant Manager - Air
 (Authorized Signatory)
 Mr. Atul Mandhara



Note:

1. This report is valid for the tested sample only.
2. This report shall not be reproduced without the prior written approval of Equinox Labs Private Limited.
3. This report should not be used for advertisement or public relation.
4. This report is for the use provided by the customer and results reported to be correct as received by the lab.
5. The information provided by customer can affect the validity of results.

****END OF REPORT****

Your Testing and Auditing Partner

EQUINOX TEST REPORT

Report Issue Date : 25-Jan-24

Reference Number : EDNX-001-LAB-N/24/01-09095 L&R-TC/02094000003421F

INFORMATION PROVIDED BY CUSTOMER

Client Name : M/s Durgam Fertilizers & Petrochemicals Corporation Limited

Address : Plot Nos. K-1 Part 1, K-2, K-3, K-4, K-5 & K-6, MIDC Talaja, Tal. Parvat, Dist. Raigad.

Contact Person : Vihath Jadhav / Madan Popeta

PARTICULARS OF SAMPLE ANALYSED

Sampling Protocol : SOP-ENV-20-00	Date of Sampling : 22-Jan-24 to 23-Jan-24
Sampling Location : Near IPA Gate	Date of Receipt : 23-Jan-24
Sample Description : Ambient Noise Measurement	Sampling Duration : 24 Hrs
Lateral Distance : 1.5 Meter from Ground Level	

RESULTS OF ANALYSIS

Discipline : Chemical

Group : Atmospheric Pollution

Sr. No.	Date	Time	Leq dB (A)	Date	Time	Leq dB (A)	
1	22-Jan-24	14:50 AM	63.3	23-Jan-24	3:50 AM	69.2	
2	22-Jan-24	16:50 AM	64.5	23-Jan-24	4:50 AM	69.8	
3	22-Jan-24	18:50 AM	64.9	23-Jan-24	5:50 AM	67.3	
4	22-Jan-24	17:50 AM	69.3	23-Jan-24	6:50 AM	67.4	
5	22-Jan-24	18:50 AM	65.2	23-Jan-24	7:50 AM	67.9	
6	22-Jan-24	19:50 AM	66.8	23-Jan-24	8:50 AM	67.8	
7	22-Jan-24	20:50 AM	69.2	23-Jan-24	9:50 AM	68.3	
8	22-Jan-24	21:50 AM	69.7	23-Jan-24	10:50 AM	64.5	
9	22-Jan-24	22:30 AM	67.3	23-Jan-24	11:50 AM	65.3	
10	22-Jan-24	23:50 AM	68.3	23-Jan-24	12:50 PM	69.3	
11	23-Jan-24	24:50 AM	67.4	23-Jan-24	13:50 PM	68.7	
12	23-Jan-24	1:50 AM	67.9				
13	23-Jan-24	2:50 AM	69.2				
		Day Time L_{max}	69.8		Night Time L_{max}	69.8	
		Day Time L_{min}	63.3		Night Time L_{min}	67.3	
Average Day Time Leq dB (A)			69.7	Average Night Time Leq dB (A)			68.2

Note - Central Pollution Control Board (CPCB) has prescribed 70 dB(A) as a upper limit of noise over-staying Day Time (06:00 AM to 10:50 PM) & 70 dB(A) during night time (10:50 PM to 06:00 AM).

Remark - The Above Results found satisfactory as per CPCB Guidelines.


 Assistant Manager - Air
 (Authorized Signatory)
 Mr. Atul Mandhane



Note :

1. This report is valid for the tested sample only.
2. This report shall not be reproduced except in full & with written approval of Equinox Labs Private Limited.
3. This report should not be used for advertisement / public purpose.
4. The samples has been provided by the customer and results applied to the sample as received by the lab.
5. The information provided by customer can affect the validity of results.

****END OF REPORT****

Your Testing and Auditing Partner

EQUINOX TEST REPORT

Report Issue Date : 25-Jan-24

Reference Number : EQNX/001/LAB/N/24/01-00095

URL-TC6800/40/000622F

INFORMATION PROVIDED BY CUSTOMER

Client Name : M/s. Deepak Fertilizers & Petrochemicals Corporation Limited

Address : Plot Nos. K-1 Part 1, K-2, K-3, K-4, K-5 & K-6, MIDC, Taraja, Tal. Panvel, Dist. Raigad.

Contact Person : Vithal Jadhav / Madan Popota

PARTICULARS OF SAMPLE ANALYSED

Sampling Protocol : SOP-ENV/20-00

Date of Sampling : 22-Jan-24 to 23-Jan-24

Sampling Location : Near Methanol Gate

Date of Report : 23-Jan-24

Sample Description : Ambient Noise Measurement

Sampling Duration : 24 Hrs

Lateral Distance : 1.5 Meter from Ground Level

RESULTS OF ANALYSIS

Discipline : Chemical

Group : Atmospheric Pollution

Sr. No.	Date	Time	Leq dB (A)	Date	Time	Leq dB (A)	
1	22-Jan-24	15:05 AM	62.2	23-Jan-24	4:05 AM	61.9	
2	22-Jan-24	16:05 AM	61.1	23-Jan-24	5:05 AM	62.3	
3	22-Jan-24	17:05 AM	60.5	23-Jan-24	6:05 AM	63.4	
4	22-Jan-24	18:05 AM	61.3	23-Jan-24	7:05 AM	62.4	
5	22-Jan-24	19:05 AM	62.8	23-Jan-24	8:05 AM	61.7	
6	22-Jan-24	20:05 AM	71.8	23-Jan-24	9:05 AM	60.4	
7	22-Jan-24	21:05 AM	60.8	23-Jan-24	10:05 AM	61.3	
8	22-Jan-24	22:05 AM	61.7	23-Jan-24	11:05 AM	71.6	
9	22-Jan-24	23:05 AM	62.3	23-Jan-24	12:05 PM	71.3	
10	22-Jan-24	24:05 AM	63.4	23-Jan-24	13:05 PM	62.5	
11	23-Jan-24	1:05 AM	62.6	23-Jan-24	14:05 PM	61.1	
12	23-Jan-24	2:05 AM	61.1				
13	23-Jan-24	3:05 AM	62.1				
		Day Time L_{Aeq}	71.8		Night Time L_{Aeq}	63.4	
		Day Time L_{max}	62.2		Night Time L_{max}	61.1	
Average Day Time Leq dB (A)			62.5	Average Night Time Leq dB (A)			62.2

Note - Central Pollution Control Board (CPCB) has prescribed 75 dB(A) as a upper limit of noise near during Day Time (06:00 AM to 10:00 PM) & 70 dB(A) during night time (10:00 PM to 06:00 AM).

Remark - The Above Results found satisfactory as per CPCB Guideline.


 Assistant Manager - Air
 (Authorised Signatory)
 Mr. Abul Manshure



Note :

1. This report is valid for the tested sample only.
2. Test report shall not be re-used except in full & with written approval of Equinox Labs Private Limited.
3. This report should not be used for advertisement / judicial purpose.
4. The samples has been provided by the customer and results subject to the consent as certified by the lab.
5. The information provided by customer can affect the quality of results.

****END OF REPORT****

Your Testing and Auditing Partner

Equinox Labs Private Limited | CIN No. U74999MH2017PTC297024

Corporate Office: Equinox Center, R85, TTC, Rabale, Navi Mumbai - 400701

Laboratories At: Mumbai, Bangalore, Hyderabad, Noida, Kolkata, Chennai

+91 22 50647422

info@equinoxlab.com

www.equinoxlab.com

EQUINOX TEST REPORT

Report Issue Date : 29-Jan-24

Reference Number : EQNX-201-LAB/M/24-01-06789

ULN-TC682004000005216F

INFORMATION PROVIDED BY CUSTOMER

Client Name : M/s Deepak Fertilizers & Petrochemicals Corporation Limited

Address : Plot Nos. K-1 Part 1, K-2, K-3, K-4, K-5 & K-6, MIDC Talaja, Tal. Parvat, Dist. Raigad.

Contact Person : Vithal Jadhav / Madan Popeti

PARTICULARS OF SAMPLE ANALYSED

Sampling Protocol : SOP-ENV-20-00

Date of Sampling : 23-Jan-24 to 24-Jan-24

Sampling Location : Near G7-2 Area

Date of Receipt : 24-Jan-24

Sample Description : Ambient Noise Measurement

Sampling Duration : 24 Hrs

Lateral Distance : 1.5 Meter from Ground Level

RESULTS OF ANALYSIS

Discipline : Chemical

Group : Atmospheric Pollution

Sr. No.	Date	Time	Leq dB (A)	Date	Time	Leq dB (A)	
1	23-Jan-24	13:45 PM	77.7	24-Jan-24	02:45 AM	68.8	
2	23-Jan-24	14:45 PM	76.2	24-Jan-24	03:45 AM	65.4	
3	23-Jan-24	15:45 PM	75.4	24-Jan-24	04:45 AM	70.1	
4	23-Jan-24	16:45 PM	75.3	24-Jan-24	05:45 AM	68.1	
5	23-Jan-24	17:45 PM	74.8	24-Jan-24	06:45 AM	67.0	
6	23-Jan-24	18:45 PM	76.7	24-Jan-24	07:45 AM	68.1	
7	23-Jan-24	19:45 PM	75.1	24-Jan-24	08:45 AM	69.3	
8	23-Jan-24	20:45 PM	71.8	24-Jan-24	09:45 AM	76.1	
9	23-Jan-24	21:45 PM	69.3	24-Jan-24	10:45 AM	71.2	
10	23-Jan-24	22:45 PM	65.4	24-Jan-24	11:45 AM	75.4	
11	23-Jan-24	23:45 PM	67.1	24-Jan-24	12:45 PM	74.3	
12	24-Jan-24	00:45 AM	66.3				
13	24-Jan-24	01:45 AM	65.3				
		Day Time $L_{eq,15}$	77.7		Night Time $L_{eq,15}$	70.1	
		Day Time $L_{eq,1h}$	66.1		Night Time $L_{eq,1h}$	65.4	
Average Day Time Leq dB (A)			73.15	Average Night Time Leq dB (A)			67.56

Note - Central Pollution Control Board (CPCB) has prescribed 75 dB(A) as a upper limit of noise level during Day Time (06:00 AM to 10:00 PM) & 70 dB(A) during night time (10:00 PM to 06:00 AM).

Remark - The Above Results Found Satisfactory as per CPCB Guideline.


 Assistant Manager - Air
 (Authorised Signatory)
 Mr. Abul Manshure



Note :

1. This report is valid for the tested sample only.
2. Test report shall not be reproduced except in full & with written approval of Equinox Labs Private Limited.
3. This report should not be used for advertisement / judicial purpose.
4. The samples has been provided by the customer and results reported to the customer as received by the lab.
5. The information provided by customer can affect the validity of results.

END OF REPORT

Your Testing and Auditing Partner

EQUINOX TEST REPORT

Report Issue Date : 29-Jan-24

Reference Number : EDNX001-LAB-N-24-01-06790

ULR-TC082024000004215F

INFORMATION PROVIDED BY CUSTOMER

Client Name : M/s Deepak Fertilizers & Petrochemicals Corporation Limited

Address : Plot Nos. K-1 Part 1, K-2, K-3, K-4, K-5 & K-6, MIDC Talaja, Tal Parvat, Dist. Raigad

Contact Person : Vithal Jadhav / Madan Popata

PARTICULARS OF SAMPLE ANALYSED

Sampling Protocol : SOP-ENV-20-00

Date of Sampling : 23-Jan-24 to 24-Jan-24

Sampling Location : Near Utility Area

Date of Receipt : 24-Jan-24

Sample Description : Ambient Noise Measurement

Sampling Duration : 24 Hrs

Lateral Distance : 1.5 Meter from Ground Level

RESULTS OF ANALYSIS

Discipline : Chemical

Group : Atmospheric Pollution

Sr. No.	Date	Time	Leq dB (A)	Date	Time	Leq dB (A)	
1	23-Jan-24	13:57 PM	78.4	24-Jan-24	02:57 AM	67.7	
2	23-Jan-24	14:57 PM	75.3	24-Jan-24	03:57 AM	65.4	
3	23-Jan-24	15:57 PM	75.8	24-Jan-24	04:57 AM	68.3	
4	23-Jan-24	16:57 PM	72.1	24-Jan-24	05:57 AM	68.1	
5	23-Jan-24	17:57 PM	75.2	24-Jan-24	06:57 AM	70.8	
6	23-Jan-24	18:57 PM	78.1	24-Jan-24	07:57 AM	71.3	
7	23-Jan-24	19:57 PM	77.3	24-Jan-24	08:57 AM	76.1	
8	23-Jan-24	20:57 PM	79.6	24-Jan-24	09:57 AM	77.1	
9	23-Jan-24	21:57 PM	74.4	24-Jan-24	10:57 AM	73.1	
10	23-Jan-24	22:57 PM	75.8	24-Jan-24	11:57 AM	76.8	
11	23-Jan-24	23:57 PM	73.4	24-Jan-24	12:57 AM	71.9	
12	24-Jan-24	00:57 AM	71.2				
13	24-Jan-24	01:57 AM	68.0				
		Day Time L_{day}	78.4			Night Time L_{night}	75.6
		Day Time L_{eq}	70.8			Night Time L_{eq}	65.4
Average Day Time Leq dB (A)			74.88	Average Night Time Leq dB (A)			69.82

Note - Central Pollution Control Board (CPCB) has prescribed 75 dB(A) as a upper limit of noise level during Day-Time (08:00 AM to 10:00 PM) & 70 dB(A) during night time (10:00 PM to 06:00 AM).

Remark - The Above Results Found Satisfactory as per CPCB Guideline.


 Assistant Manager - Air
 (Authorised Signatory)
 Mr. Alul Mandhare



- Note :**
1. The report is valid for the tested sample only.
 2. Test report should not be reproduced except in full & with written approval of Equinox Labs Private Limited.
 3. The report should not be used for advertisement / public purpose.
 4. The samples has been provided by the customer and we do not apply to the sample as provided by the lab.
 5. The information provided by customer can affect the validity of results.

END OF REPORT

Your Testing and Auditing Partner

EQUINOX TEST REPORT

Reference Number : EQNK001/LAB/N/24/0107593
 Report Issue Date : 21-Jan-24
 IQR-TC582624050005939F

INFORMATION PROVIDED BY CUSTOMER

Client Name : M/s Deepak Fertilizers & Petrochemicals Corporation Limited
 Address : Plot Nos. K-1 Part 1, K-2, K-3, K-4, K-5 & K-6, MDC Talaja, Tal Parvat, Dist. Raigarh.
 Contact Person : Vibhuti Jadhav / Madan Popata

PARTICULARS OF SAMPLE ANALYSED

Sampling Protocol : SOP-ENV-20-00
 Date of Sampling : 24-Jan-24 to 25-Jan-24
 Sampling Location : Near WNA II Area
 Date of Receipt : 25-Jan-24
 Sample Description : Ambient Noise Measurement
 Sampling Duration : 24 Hrs
 Lateral Distance : 1.5 Meter from Ground Level

RESULTS OF ANALYSIS

Discipline : Chemical

Group : Atmospheric Pollution

Sr. No.	Date	Time	Leq dB (A)	Date	Time	Leq dB (A)	
1	24-Jan-24	16:00 PM	73.4	25-Jan-24	4:00 AM	72.3	
2	24-Jan-24	16:00 PM	75.6	25-Jan-24	5:00 AM	71.1	
3	24-Jan-24	17:00 PM	76.8	25-Jan-24	6:00 AM	72.1	
4	24-Jan-24	18:00 PM	77.9	25-Jan-24	7:00 AM	73.4	
5	24-Jan-24	19:00 PM	78.3	25-Jan-24	8:00 AM	76.1	
6	24-Jan-24	20:00 PM	76.2	25-Jan-24	9:00 AM	73.1	
7	24-Jan-24	21:00 PM	78.9	25-Jan-24	10:00 AM	69	
8	24-Jan-24	22:00 PM	70.1	25-Jan-24	11:00 AM	71.8	
9	24-Jan-24	23:00 PM	68.9	25-Jan-24	12:00 PM	73.6	
10	25-Jan-24	12:00 AM	65.4	25-Jan-24	1:00 PM	71.9	
11	25-Jan-24	1:00 AM	68.3	25-Jan-24	2:00 PM	73.8	
12	25-Jan-24	2:00 AM	70.2	25-Jan-24	3:00 PM	71.2	
13	25-Jan-24	3:00 AM	70.9				
		Day Time L _{max}	78.9		Night Time L _{max}	72.3	
		Day Time L _{min}	69.0		Night Time L _{min}	65.4	
Average Day Time Leq dB (A)			74.1	Average Night Time Leq dB (A)			69.9

Note - Central Pollution Control Board (CPCB) has prescribed 75 dB(A) as a upper limit of noise level during Day Time (06:00 AM to 10:00 PM) & 70 dB(A) during night time (10:00 PM to 06:00 AM).

Remark - The Above Results found satisfactory as per CPCB Guidelines.


 Assistant Manager - Air
 (Authorised Signatory)
 Mr. Abul Mandhare



Note:

1. This report is valid for the tested sample only.
2. Test report shall not be reproduced except in full & with written approval of Equinox Labs Private Limited.
3. This report should not be used for advertisement / judicial purposes.
4. The samples has been provided by the customer and results applied for the samples as received by the lab.
5. The information provided by customer can affect the validity of results.

****END OF REPORT****

Your Testing and Auditing Partner

Equinox Labs Private Limited | CIN No. U74999MH2017PTC297024

Corporate Office: Equinox Center, R85, TTC, Rabale, Navi Mumbai - 400701

Laboratories At: Mumbai, Bangalore, Hyderabad, Noida, Kolkata, Chennai

+91 22 50847422

info@equinoxlab.com

www.equinoxlab.com

EQUINOX TEST REPORT

Reference Number : EQNX-001-LAB-N/24-01-07025 Report Issue Date : 31-Jan-24
 L/R-TC082624000005938F

INFORMATION PROVIDED BY CUSTOMER

Client Name : M/s Deepak Fertilizers & Petrochemicals Corporation Limited
 Address : Plot Nos. K-1 Part 1, K-2, K-3, K-4, K-5 & K-6, MIDC Takiya Tal.Panvel, Dist. Raigad.
 Contact Person : Vithal Jadhav / Madan Popeta

PARTICULARS OF SAMPLE ANALYSED

Sampling Protocol : SOP-ENV-20-00 Date of Sampling : 24-Jan-24 to 25-Jan-24
 Sampling Location : Near Acid Tank Area Date of Receipt : 25-Jan-24
 Sample Description : Ambient Noise Measurement Sampling Duration : 24 Hrs
 Lateral Distance : 1.5 Meter from Ground Level

RESULTS OF ANALYSIS

Discipline : Chemical

Group : Atmospheric Pollution

Sr. No.	Date	Time	Leq dB (A)	Date	Time	Leq dB (A)	
1	24-Jan-24	15:15 PM	63.4	25-Jan-24	4:15 AM	67.8	
2	24-Jan-24	16:15 PM	64.5	25-Jan-24	5:15 AM	67.3	
3	24-Jan-24	17:15 PM	66.7	25-Jan-24	6:15 AM	67.2	
4	24-Jan-24	18:15 PM	68.9	25-Jan-24	7:15 AM	66.9	
5	24-Jan-24	19:15 PM	69.2	25-Jan-24	8:15 AM	69.2	
6	24-Jan-24	20:15 PM	68.8	25-Jan-24	9:15 AM	63.4	
7	24-Jan-24	21:15 PM	67.3	25-Jan-24	10:15 AM	67.8	
8	24-Jan-24	22:15 PM	66.4	25-Jan-24	11:15 AM	68.3	
9	24-Jan-24	23:15 PM	65.9	25-Jan-24	12:15 PM	67.5	
10	25-Jan-24	12:15 AM	66.2	25-Jan-24	1:15 PM	67.8	
11	25-Jan-24	1:15 AM	68.6	25-Jan-24	2:15 PM	66.2	
12	25-Jan-24	2:15 AM	66.8				
13	25-Jan-24	3:15 AM	67.9				
		Day Time L_{max}	89.8		Night Time L_{max}	68.6	
		Day Time L_{eq}	63.4		Night Time L_{eq}	65.9	
Average Day Time Leq dB (A)			67.3	Average Night Time Leq dB (A)			67.3

Note - Central Pollution Control Board (CPCB) has prescribed 75 dB(A) as a upper limit of noise level during Day Time (06:00 AM to 10:00 PM) & 70 dB(A) during night time (10:00 PM to 06:00 AM)

Remark - The Above Results found satisfactory as per CPCB Guideline


 Assistant Manager - Air
 (Authorized Signatory)
 Mr. Atul Mandhare



Note :

1. This report is valid for the tested sample only.
2. This report shall not be reproduced without the written approval of Equinox Labs Private Limited.
3. This report should not be used for advertisement / judicial purpose.
4. The accuracy has been provided by the customer and liability applied to the samples received by the lab.
5. The information provided by customer can affect the validity of results.

****END OF REPORT****

Your Testing and Auditing Partner

EQUINOX TEST REPORT

Report Issue Date : 16-Feb-24

Reference Number : EQNX-001-LAB-N-24-02-04295

MLR:TC68204000011633F

INFORMATION PROVIDED BY CUSTOMER

Client Name : M/s Deepak Fertilizers & Petrochemicals Corporation Limited

Address : Plot Nos. K-1 Part 1, K-2, K-3, K-4, K-5 & K-6, MIDC Talga, Tal.Panvel, Dist. Raigad.

Contact Person : Vithal Jadhav / Madan Popeta

PARTICULARS OF SAMPLE ANALYSED

Sampling Protocol : SCP-ENV-25-00

Date of Sampling : 14-Feb-24 to 15-Feb-24

Sampling Location : Near Store Area

Date of Receipt : 15-Feb-24

Sample Description : Ambient Noise Measurement

Sampling Duration : 24 Hrs

Literal Distance : 1.5 Meter from Ground Level

RESULTS OF ANALYSIS

Discipline : Chemical

Group : Atmospheric Pollution

Sr. No.	Date	Time	Leq dB (A)	Date	Time	Leq dB (A)	
1	14-Feb-24	1:00 PM	54.1	15-Feb-24	2:00 AM	53.3	
2	14-Feb-24	2:00 PM	59.3	15-Feb-24	2:00 AM	55.4	
3	14-Feb-24	3:00 PM	64.5	15-Feb-24	4:00 AM	66.3	
4	14-Feb-24	4:00 PM	63.2	15-Feb-24	5:00 AM	67.3	
5	14-Feb-24	5:00 PM	62.4	15-Feb-24	6:00 AM	68.3	
6	14-Feb-24	6:00 PM	64.9	15-Feb-24	7:00 AM	64.5	
7	14-Feb-24	7:00 PM	65.3	15-Feb-24	8:00 AM	68.3	
8	14-Feb-24	8:00 PM	63.2	15-Feb-24	9:00 AM	67.3	
9	14-Feb-24	9:00 PM	64.9	15-Feb-24	10:00 AM	63.3	
10	14-Feb-24	10:00 PM	65.3	15-Feb-24	11:00 AM	64.3	
11	14-Feb-24	11:00 PM	63.2	15-Feb-24	12:00 PM	66.2	
12	15-Feb-24	12:00 AM	65.9				
13	15-Feb-24	1:00 AM	66.4				
		Day Time L_{max}	66.3		Night Time L_{max}	68.3	
		Day Time L_{min}	54.1		Night Time L_{min}	61.2	
Average Day Time Leq dB (A)			64.2	Average Night Time Leq dB (A)			65.5

Note - Central Pollution Control Board (CPCB) has prescribed 75 dB(A) as an upper limit of noise level during Day Time (06:00 AM to 10:00 PM) & 70 dB(A) during night time (10:00 PM to 06:00 AM).

Remark - The Above Results found satisfactory as per CPCB guideline.

Assistant Manager - Air
(Authorised Signatory)
Mr. Abu Manthara



Note :

- This report is valid for the tested sample only.
- This report should not be reproduced without the seal & with written approval of Equinox Labs Private Limited.
- This report should not be used for any other purpose (judicial purposes).
- The samples has been provided by the customer and results applied to the sample as marked by the lab.
- The information provided by customer not affect the validity of results.

****END OF REPORT****

Your Testing and Auditing Partner

Equinox Labs Private Limited | CIN No. U74999MH2017PTC297024

Corporate Office: Equinox Center, R65, TTC, Rabale, Navi Mumbai - 400701

Laboratories At: Mumbai, Bengaluru, Hyderabad, Noida, Kolkata, Chennai

+91 22 50647422

info@equinoxlab.com

www.equinoxlab.com

EQUINOX TEST REPORT

Report Issue Date : 16-Feb-24

Reference Number : EQNX-001-LAB-N-24-02-04394

ULR-YC502024000019524F

INFORMATION PROVIDED BY CUSTOMER

Client Name : M/s Deepak Fertilizers & Petrochemicals Corporation Limited
 Address : Plot Nos. K-1 Part 1, K-2, K-3, K-4, K-5 & K-6, MDC Taluka, Tal Parvat, Dist. Raigad.
 Contact Person : Vilhal Jadhav / Madan Poojara

PARTICULARS OF SAMPLE ANALYSED

Sampling Protocol : SOP-ENV-00-00
 Date of Sampling : 14-Feb-24 to 15-Feb-24
 Sampling Location : Near Time Office Area
 Date of Receipt : 15-Feb-24
 Sample Description : Ambient Noise Measurement
 Sampling Duration : 24 Hrs
 Lateral Distance : 1.5 Meter from Ground Level

RESULTS OF ANALYSIS

Discipline : Chemical

Group : Atmospheric Pollution

Sr. No.	Date	Time	Leq dB (A)	Date	Time	Leq dB (A)	
1	14-Feb-24	1:09 PM	55.5	15-Feb-24	2:09 AM	60.4	
2	14-Feb-24	2:09 PM	52.4	15-Feb-24	3:09 AM	67.3	
3	14-Feb-24	3:09 PM	53.5	15-Feb-24	4:09 AM	65.4	
4	14-Feb-24	4:09 PM	54.5	15-Feb-24	5:09 AM	63.3	
5	14-Feb-24	5:09 PM	55.4	15-Feb-24	6:09 AM	62.5	
6	14-Feb-24	6:09 PM	64.6	15-Feb-24	7:09 AM	63.9	
7	14-Feb-24	7:09 PM	68.2	15-Feb-24	8:09 AM	64.5	
8	14-Feb-24	8:09 PM	65.4	15-Feb-24	9:09 AM	68.2	
9	14-Feb-24	9:09 PM	67.5	15-Feb-24	10:09 AM	63.4	
10	14-Feb-24	10:09 PM	69.3	15-Feb-24	11:09 AM	64.9	
11	14-Feb-24	11:09 PM	65.7	15-Feb-24	12:09 PM	65.5	
12	15-Feb-24	12:09 AM	68.5				
13	15-Feb-24	1:09 AM	69.3				
		Day Time L_{max}	68.2		Night Time L_{max}	69.3	
		Day Time L_{eq}	55.5		Night Time L_{eq}	63.3	
Average Day Time Leq dB (A)			64.3	Average Night Time Leq dB (A)			67.4

Note - Central Pollution Control Board (CPCB) has prescribed 75 dB(A) as a upper limit of noise level during Day Time (06:00 AM to 10:00 PM) & 70 dB(A) during night time (10:00 PM to 06:00 AM).

Remark - The Above Results found satisfactory as per CPCB Guideline.


 Assistant Manager - All
 (Authorized Signatory)
 Mr. Atul Manthare



Note :

1. This report is valid for the tested sample only.
2. Test report shall not be re-utilized except in full & with written approval of Equinox Labs Private Limited.
3. This report should not be used for advertisement / Labelled purpose.
4. The customer has to bear the cost of the sample and results reported to the sample as received by the lab.
5. The observation provided by customer can affect the reliability of results.

****END OF REPORT****

Your Testing and Auditing Partner

EQUINOX TEST REPORT

Report Issue Date : 16-Feb-24

Reference Number : EQNO-0011-LAB-INDIA-02-04200

LIR-TC8820K000115377

INFORMATION PROVIDED BY CUSTOMER

Client Name : M/s. Deepak Fertilizers & Petrochemicals Corporation Limited
 Address : Plot Nos. K-1 Part 1, K-2, K-3, K-4, K-5 & K-6, MIDC Talaja, Tal. Porvair, Dist. Raigarh.
 Contact Person : Vihari Jadhav / Madan Popeda

PARTICULARS OF SAMPLE ANALYSED

Sampling Protocol : SCP-ENV-20-00
 Date of Sampling : 13-Feb-24 to 14-Feb-24
 Sampling Location : Near IPA Gate
 Date of Receipt : 13-Feb-24
 Sample Description : Ambient Noise Measurement
 Sampling Duration : 24 Hrs.
 Lateral Distance : 1.5 Meter from Ground Level

RESULTS OF ANALYSIS

Discipline : Chemical

Group : Atmospheric Pollution

Sr. No.	Date	Time	Leq dB (A)	Date	Time	Leq dB (A)	
1	13-Feb-24	1:45 PM	65.1	14-Feb-24	2:45 AM	61.1	
2	13-Feb-24	2:45 PM	66.8	14-Feb-24	3:45 AM	59.8	
3	13-Feb-24	3:45 PM	62.8	14-Feb-24	4:45 AM	60.8	
4	13-Feb-24	4:45 PM	67.9	14-Feb-24	5:45 AM	60.7	
5	13-Feb-24	5:45 PM	61.5	14-Feb-24	6:45 AM	59.5	
6	13-Feb-24	6:45 PM	60.4	14-Feb-24	7:45 AM	62.5	
7	13-Feb-24	7:45 PM	59.6	14-Feb-24	8:45 AM	66.9	
8	13-Feb-24	8:45 PM	60.2	14-Feb-24	9:45 AM	62.5	
9	13-Feb-24	9:45 PM	60.5	14-Feb-24	10:45 AM	60.3	
10	13-Feb-24	10:45 PM	60.1	14-Feb-24	11:45 AM	60.8	
11	13-Feb-24	11:45 PM	60.7	14-Feb-24	12:45 PM	62.3	
12	14-Feb-24	12:45 AM	60.0				
13	14-Feb-24	1:45 AM	60.6				
		Day Time L_{eq}	62.9		Night Time L_{eq}	61.1	
		Day Time L_{95}	65.8		Night Time L_{95}	58.7	
Average Day Time Leq dB (A)			62.0	Average Night Time Leq dB (A)			60.3

Note - Central Pollution Control Board (CPCB) has prescribed 75 dB(A) as upper limit of noise level during Day Time (06:00 AM to 10:00 PM) & 70 dB(A) during night time (10:00 PM to 06:00 AM).

Remark - The Above Results found satisfactory as per CPCB Guideline.


 Assistant Manager - Air
 (Authorized Signatory)
 Mr. Anil Mandhane



- Note:**
1. This report is valid for the tested sample only.
 2. Test report shall not be reproduced except in full & with written approval of Equinox Labs Private Limited.
 3. This report should not be used for advertisement or judicial purpose.
 4. The accuracy has been provided by the customer and results applied to the sample as received by the lab.
 5. The information provided by customer can affect the validity of results.

END OF REPORT

Your Testing and Auditing Partner

EQUINOX TEST REPORT

Report Issue Date : 14-Feb-24

Reference Number : EQNX/001/LAB/MUM/02/00354

ULN/TC0852024000010600F

INFORMATION PROVIDED BY CUSTOMER

Client Name : M/s. Deepak Fertilisers & Petrochemicals Corporation Limited
 Address : Plot Nos. K-1 Part 1, K-2, K-3, K-4, K-5 & K-6, MDC, Talaja, Tal. Pavani, Dist. Raigarh
 Contact Person : Vithal Jadhav / Madan Popata

PARTICULARS OF SAMPLE ANALYSED

Sampling Protocol : SOP-ENV-20-00	Date of Sampling : 12-Feb-24 to 13-Feb-24
Sampling Location : Near UMIY Area	Date of Receipt : 13-Feb-24
Sample Description : Ambient Noise Measurement	Sampling Duration : 24 Hrs
Lateral Distance : 1.5 Meter from Ground Level	

RESULTS OF ANALYSIS

Discipline : Chemical

Group : Atmospheric Pollution

Sr. No.	Date	Time	Leq dB (A)	Date	Time	Leq dB (A)	
1	12-Feb-24	12:10 PM	77.1	13-Feb-24	1:10 AM	73.3	
2	12-Feb-24	1:10 PM	77.8	13-Feb-24	2:10 AM	74.3	
3	12-Feb-24	2:10 PM	77.3	13-Feb-24	3:10 AM	75.4	
4	12-Feb-24	3:10 PM	77.3	13-Feb-24	4:10 AM	74.5	
5	12-Feb-24	4:10 PM	77.4	13-Feb-24	5:10 AM	76.3	
6	12-Feb-24	5:10 PM	77.5	13-Feb-24	6:10 AM	76.9	
7	12-Feb-24	6:10 PM	76.9	13-Feb-24	7:10 AM	77.9	
8	12-Feb-24	7:10 PM	76.3	13-Feb-24	8:10 AM	77.5	
9	12-Feb-24	8:10 PM	77.3	13-Feb-24	9:10 AM	76.4	
10	12-Feb-24	9:10 PM	75.4	13-Feb-24	10:10 AM	76.2	
11	12-Feb-24	10:10 PM	75.9	13-Feb-24	11:10 AM	76.2	
12	13-Feb-24	11:10 PM	76.2				
13	13-Feb-24	12:10 AM	72.9				
		Day Time L_{eq}	79.2		Night Time L_{eq}	73.2	
		Day Time L_{90}	76.4		Night Time L_{90}	72.8	
Average Day Time Leq dB (A)			77.1	Average Night Time Leq dB (A)			76.2

Note - Central Pollution Control Board (CPCB) has prescribed 75 dB(A) as a upper limit of noise level during Day Time (06:00 AM to 10:00 PM) & 70 dB(A) during night time (10:00 PM to 06:00 AM).

Remark - The Above Results Does Not Found satisfactory as per CPCB Guideline.


 Assistant Manager - Air
 (Authorized Signatory),
 Mr. Akul Mandhane



- Note:
1. This report is valid for the tested sample only.
 2. Test report shall not be reproduced without the L&L with written approval of Equinox Labs Private Limited.
 3. This report should not be used for other than the stated purpose.
 4. The services have been provided by the customer and results applied to the sample as received by the lab.
 5. The information provided by customer was subject for validity of results.

END OF REPORT

Your Testing and Auditing Partner

Equinox Labs Private Limited | CIN No. U74999MH2017PTC297024

+91 22 50647422

Corporate Office: Equinox Center, R65, TTC, Rabale, Navi Mumbai - 400701

info@equinoxlab.com

Laboratories At: Mumbai, Bengaluru, Hyderabad, Noida, Kolkata, Chennai

www.equinoxlab.com

EQUINOX TEST REPORT

Report Issue Date : 14-Feb-24

Reference Number : EQNL001LAB/124/02/03333

URL: TC5026/4000105617

INFORMATION PROVIDED BY CUSTOMER

Client Name : M/s. Deepak Fertilizers & Petrochemicals Corporation Limited
 Address : Plot Nos. K-1 Part 1, K-2, K-3, K-4, K-5 & K-6, MIDC Talaja, Tal. Panvel, Dist. Raigad.
 Contact Person : Vithal Jadhav / Madan Popata

PARTICULARS OF SAMPLE ANALYSED

Sampling Protocol : SOP-ENV-09-00
 Date of Sampling : 12-Feb-24 to 13-Feb-24
 Sampling Location : Near IST -2 Area
 Date of Receipt : 13-Feb-24
 Sample Description : Ambient Noise Measurement
 Sampling Duration : 24 Hrs.
 Lateral Distance : 1.5 Meter from Ground Level

RESULTS OF ANALYSIS

Discipline : Chemical

Group : Atmospheric Pollution

Sr. No.	Date	Time	Leq dB (A)	Date	Time	Leq dB (A)	
1	12-Feb-24	12:00 PM	75.8	13-Feb-24	1:00 AM	68.7	
2	12-Feb-24	1:00 PM	76.5	13-Feb-24	2:00 AM	63.9	
3	12-Feb-24	2:00 PM	76.2	13-Feb-24	3:00 AM	64.6	
4	12-Feb-24	3:00 PM	75.2	13-Feb-24	4:00 AM	66.2	
5	12-Feb-24	4:00 PM	76.4	13-Feb-24	5:00 AM	70.9	
6	12-Feb-24	5:00 PM	76.2	13-Feb-24	6:00 AM	71.3	
7	12-Feb-24	6:00 PM	74.1	13-Feb-24	7:00 AM	74.6	
8	12-Feb-24	7:00 PM	74.8	13-Feb-24	8:00 AM	74.9	
9	12-Feb-24	8:00 PM	73.9	13-Feb-24	9:00 AM	74.1	
10	12-Feb-24	9:00 PM	73.5	13-Feb-24	10:00 AM	73.6	
11	12-Feb-24	10:00 PM	73.9	13-Feb-24	11:00 AM	73.7	
12	12-Feb-24	11:00 PM	71.2				
13	13-Feb-24	12:00 AM	69.9				
		Day Time L_{eq}	75.6			Night Time L_{eq}	71.6
		Day Time L_{avg}	73.5			Night Time L_{avg}	63.9
Average Day Time Leq dB (A)			74.9	Average Night Time Leq dB (A)			68.1

Note - Central Pollution Control Board (CPCB) has prescribed 75 dB(A) as a upper limit of noise level during Day Time (08:00 AM to 10:00 PM) & 70 dB(A) during night time (10:00 PM to 08:00 AM).

Remark - The Above Results found satisfactory as per CPCB Guideline.


 Assistant Manager - Air
 (Authorized Signatory)
 Mr. Anil Mandhane



- Note* :
1. This report is valid for the tested sample only.
 2. Test report shall not be reproduced except in full & with written approval of Equinox Labs Private Limited.
 3. This report should not be used for advertisement / public purpose.
 4. The samples fee (not provided) by the customer and cost of report to the sample is according to the fee list.
 5. The information provided by customer can affect the quality of results.

END OF REPORT

Your Testing and Auditing Partner

EQUINOX TEST REPORT

Reference Number : EQNX/001/LAB/N/24/02/04674 Report Issue Date : 19-Feb-24
 ULR:TC682024090011916F

INFORMATION PROVIDED BY CUSTOMER

Client Name : M/s Deepak Fertilisers and Petrochemicals Corporation Limited
 Address : Plot Nos - K-1 Part - 1, K-2, K-3, K-4, K-5, & K-6, MIDC, Taleja, Tal: Panvel, Dist Raigad
 Contact Person : Vitthal Jadhav / Madan Popera

PARTICULARS OF SAMPLE ANALYSED

Sampling Protocol : SOP-ENV-20-00 Date of Sampling : 15-Feb-24 to 16-Feb-24
 Sampling Location : Near Acid Tank Area Date of Receipt : 15-Feb-24
 Sample Description : Ambient Noise Measurement Sampling Duration : 24 Hrs
 Lateral Distance : 1.5 Meter from Ground Level

RESULTS OF ANALYSIS

Discipline : Chemical

Group : Atmospheric Pollution

Sr. No.	Date	Time	Leq dB (A)	Date	Time	Leq dB (A)	
1	15-Feb-24	12:55 PM	62.8	16-Feb-24	1:55 AM	66.2	
2	15-Feb-24	1:55 PM	65.2	16-Feb-24	2:55 AM	65.4	
3	15-Feb-24	2:55 PM	68.9	16-Feb-24	3:55 AM	65.8	
4	15-Feb-24	3:55 PM	67.5	16-Feb-24	4:55 AM	66.9	
5	15-Feb-24	4:55 PM	68.2	16-Feb-24	5:55 AM	67.3	
6	15-Feb-24	5:55 PM	67.5	16-Feb-24	6:55 AM	71.3	
7	15-Feb-24	6:55 PM	66.4	16-Feb-24	7:55 AM	67.3	
8	15-Feb-24	7:55 PM	68.2	16-Feb-24	8:55 AM	64.5	
9	15-Feb-24	8:55 PM	69.3	16-Feb-24	9:55 AM	64.9	
10	15-Feb-24	9:55 PM	66.7	16-Feb-24	10:55 AM	65.2	
11	15-Feb-24	10:55 PM	67.5	16-Feb-24	11:55 AM	65.3	
12	15-Feb-24	11:55 PM	67.4				
13	16-Feb-24	12:55 AM	66.9				
		Day Time L_{MAX}	71.3		Night Time L_{MAX}	67.4	
		Day Time L_{MIN}	62.8		Night Time L_{MIN}	65.4	
Average Day Time Leq dB (A)			66.8	Average Night Time Leq dB (A)			66.6

Note - Central Pollution Control Board (CPCB) has prescribed 75 dB(A) as a upper limit of noise level during Day Time (06:00 AM to 10:00 PM) & 70 dB(A) during night time (10:00 PM to 06:00 AM).

Remark - The Above Results Found Satisfactory as per CPCB Guideline.


 Assistant Manager - Air
 (Authorised Signatory)
 Mr. Abh Manohare



Note:

1. This report is valid for the tested sample only.
2. Test report shall not be reproduced except in full & with written approval of Equinox Labs Private Limited.
3. This report should not be used for advertisement / judicial purpose.
4. The samples has been provided by the customer and results applied in the sample as received by the lab.
5. The information provided by customer can affect the validity of results.

****END OF REPORT****

Your Testing and Auditing Partner

EQUINOX TEST REPORT

Report Issue Date : 15-Feb-24

Reference Number : EQNX.D01.LAB.16.24.02.04673

ULR-TC682024000011917F

INFORMATION PROVIDED BY CUSTOMER

Client Name : M/s Deepak Fertilisers and Petrochemicals Corporation Limited

Address : Plot Nos- K-1 Part-1, K-2, K-3, K-4, K-5, & K-6, MIDC, Talega, Tal. Parvat, Dist. Raigad

Contact Person : Vitthal Jadhav / Madan Popeta

PARTICULARS OF SAMPLE ANALYSED

Sampling Protocol : SOP-ENV-20-00

Date of Sampling : 15-Feb-24 to 16-Feb-24

Sampling Location : Near WNA - 3 Area

Date of Receipt : 15-Feb-24

Sample Description : Ambient Noise Measurement

Sampling Duration : 24 Hrs

Lateral Distance : 1.5 Meter from Ground Level

RESULTS OF ANALYSIS

Discipline - Chemical

Group - Atmospheric Pollution

Sr. No.	Date	Time	Leq dB (A)	Date	Time	Leq dB (A)	
1	15-Feb-24	12:30 PM	68.2	15-Feb-24	1:30 AM	64.5	
2	15-Feb-24	1:30 PM	67.2	15-Feb-24	2:30 AM	65.4	
3	15-Feb-24	2:30 PM	66.2	15-Feb-24	3:30 AM	66.2	
4	15-Feb-24	3:30 PM	68.3	15-Feb-24	4:30 AM	65.4	
5	15-Feb-24	4:30 PM	67.5	15-Feb-24	5:30 AM	66.3	
6	15-Feb-24	5:30 PM	66.4	15-Feb-24	6:30 AM	66.2	
7	15-Feb-24	6:30 PM	66.4	15-Feb-24	7:30 AM	65.4	
8	15-Feb-24	7:30 PM	64.9	15-Feb-24	8:30 AM	65.9	
9	15-Feb-24	8:30 PM	65.7	15-Feb-24	9:30 AM	66.3	
10	15-Feb-24	9:30 PM	67.3	15-Feb-24	10:30 AM	66.2	
11	15-Feb-24	10:30 PM	68.2	15-Feb-24	11:30 AM	68.3	
12	15-Feb-24	11:30 PM	66.5				
13	15-Feb-24	12:30 AM	64.3				
		Day Time L_{Max}	68.3		Night Time L_{Max}	66.2	
		Day Time L_{Min}	64.9		Night Time L_{Min}	64.3	
Average Day Time Leq dB (A)			67.0	Average Night Time Leq dB (A)			65.8

Note - Central Pollution Control Board (CPCB) has prescribed 75 dB(A) as a upper limit of noise level during Day Time (06:00 AM to 10:00 PM) & 70 dB(A) during night time (10:00 PM to 06:00 AM).

Remark - The Above Results Found Satisfactory as per CPCB Guideline.


 Assistant Manager - Air
 (Authorised Signatory)
 Mr. Atul Mandhare
 Note :



- This report is valid for the tested sample only.
- Test report shall not be reproduced except in full & with written approval of Equinox Labs Private Limited.
- This report should not be used for advertisement / judicial purpose.
- The samples has been provided by the customer and results applied to the sample as received by the lab.
- The information provided by customer can affect the validity of results.

****END OF REPORT****

Your Testing and Auditing Partner

EQUINOX TEST REPORT

Report Issue Date : 20-Feb-24

Reference Number : EQNL001LAB N240200748

URL-TC682024000012908F

INFORMATION PROVIDED BY CUSTOMER

Client Name : M/s Deepak Fertilizers & Petrochemicals Corporation Limited
 Address : Plot Nos. K-1 Part 1, K-2, X-3, K-4, K-5 & F-6, MIDC Tansa, Tal. Parvat, Dist. Raigad
 Contact Person : Vihari Jadhav / Madan Popani

PARTICULARS OF SAMPLE ANALYSED

Sampling Protocol : SOP-ENV-20-09
 Date of Sampling : 19-Feb-24 To 20-Feb-24
 Sampling Location : K-6 Plant - Near Main Gate
 Date of Receipt : 20-Feb-24
 Sample Description : Ambient Noise Measurement
 Sampling Duration : 24 Hrs
 Lateral Distance : 1.5 Meter from Ground Level

RESULTS OF ANALYSIS

Discipline : Chemical

Scope : Atmospheric Pollution

Sr. No.	Date	Time	Leq dB (A)	Date	Time	Leq dB (A)	
1	19-Feb-24	12:40	63.7	20-Feb-24	1:40	66.4	
2	19-Feb-24	13:40	64.7	20-Feb-24	2:40	66.9	
3	19-Feb-24	14:40	69.2	20-Feb-24	3:40	72.8	
4	19-Feb-24	15:40	66.5	20-Feb-24	4:40	63.2	
5	19-Feb-24	16:40	68.2	20-Feb-24	5:40	65.4	
6	19-Feb-24	17:40	65.4	20-Feb-24	6:40	66.9	
7	19-Feb-24	18:40	66.7	20-Feb-24	7:40	66.8	
8	19-Feb-24	19:40	66.4	20-Feb-24	8:40	68.2	
9	19-Feb-24	20:40	64.8	20-Feb-24	9:40	70.4	
10	19-Feb-24	21:40	63.2	20-Feb-24	10:40	62.3	
11	19-Feb-24	22:40	63.7	20-Feb-24	11:40	65.4	
12	19-Feb-24	23:40	67.3				
13	20-Feb-24	0:40	64.9				
		Day Time L_{eq}	70.4		Night Time L_{eq}	72.8	
		Day Time L_{max}	82.3		Night Time L_{max}	83.2	
Average Day Time Leq dB (A)			66.4	Average Night Time Leq dB (A)			66.3

Note - Central Pollution Control Board (CPCB) has prescribed 75 dB(A) as a upper limit of noise level during Day Time (06:00 AM to 10:00 PM) & 70 dB(A) during night time (10:00 PM to 06:00 AM).

Remark - The Above Results found satisfactory as per CPCB Guideline.


 Assistant Manager - Air
 (Authorized Signatory)
 Mr. Atul Marchand



Note:

1. This report is valid for the tested sample only.
2. Test report shall not be reproduced except in full & only with the approval of Equinox Labs Private Limited.
3. This report should not be used for advertisement or public exposure.
4. The samples has been provided by the customer also sample placed in the container owned by the lab.
5. The information provided by customer can affect the validity of results.

END OF REPORT

Your Testing and Auditing Partner

EQUINOX TEST REPORT

Report Issue Date : 17-Feb-24

Reference Number : EONX-001-LAB-N/24/02/04287

LUR-TC69202/K002011006P

INFORMATION PROVIDED BY CUSTOMER

Client Name : M/s Seegat Fertilizers & Petrochemicals Corporation Limited
 Address : Plot Nos. K-1 Part 1, K-2, K-3, K-4, K-5 & K-6, MIDC, Talaja, Tal. Pawar, Dist. Raigad.
 Contact Person : Vihari Jadhav / Madan Popera

PARTICULARS OF SAMPLE ANALYSED

Sampling Protocol : SOP-ENV-20-09
 Date of Sampling : 13-Feb-24 To 14-Feb-24
 Sampling Location : Near Methanol Gate
 Date of Receipt : 14-Feb-24
 Sample Description : Ambient Noise Measurement
 Sampling Duration : 24 Hrs
 Lateral Distance : 1.5 Meter from Ground Level

RESULTS OF ANALYSIS

Discipline : Chemical

Group : Atmospheric Pollution

Sr. No.	Date	Time	Leq dB (A)	Date	Time	Leq dB (A)	
1	13-Feb-24	1:30 PM	55.7	14-Feb-24	2:30 AM	56.7	
2	13-Feb-24	2:30 PM	62.5	14-Feb-24	3:30 AM	60.8	
3	13-Feb-24	3:30 PM	66.8	14-Feb-24	4:30 AM	60.3	
4	13-Feb-24	4:30 PM	67.9	14-Feb-24	5:30 AM	62.4	
5	13-Feb-24	5:30 PM	64.5	14-Feb-24	6:30 AM	61.2	
6	13-Feb-24	6:30 PM	60.8	14-Feb-24	7:30 AM	67.9	
7	13-Feb-24	7:30 PM	60.3	14-Feb-24	8:30 AM	62.5	
8	13-Feb-24	8:30 PM	62.8	14-Feb-24	9:30 AM	66.0	
9	13-Feb-24	9:30 PM	59.5	14-Feb-24	10:30 AM	62.3	
10	13-Feb-24	10:30 PM	58.9	14-Feb-24	11:30 AM	64.8	
11	13-Feb-24	11:30 PM	60.2	14-Feb-24	12:30 PM	67.5	
12	14-Feb-24	12:30 AM	60.1				
13	14-Feb-24	1:30 AM	60.2				
		Day Time L_{eq}	67.8		Night Time L_{eq}	67.8	
		Day Time L_{90}	59.8		Night Time L_{90}	56.7	
Average Day Time Leq dB (A)			63.4	Average Night Time Leq dB (A)			61.0

Note - Central Pollution Control Board (CPCB) has prescribed 75 dB(A) as a upper limit of noise level during Day Time (06:00 AM to 10:00 PM) & 70 dB(A) during night time (10:00 PM to 06:00 AM).

Remark - The Above Results found satisfactory as per CPCB Guideline.


 Assistant Manager - Air
 (Authorized Signatory)
 M: Anil Mandhane



Note :

1. This report is valid for the tested sample only.
2. Test report shall not be reproduced without prior written approval of Equinox Labs Private Limited.
3. Test report should not be used for advertisement / public relation purpose.
4. The samples have been analyzed by the customer and results quoted by the sample as indicated in the lab.
5. The information provided by customer can affect the quality of results.

END OF REPORT

Your Testing and Auditing Partner

EQUINOX TEST REPORT

Reference Number : EQ/XX/001/LAB/N/24/0100197 Report Issue Date : 22-Mar-24
 ULR : TC66202400021520F

INFORMATION PROVIDED BY CUSTOMER

Client Name : M/s Deepak Fertilizers & Petrochemical Corporation Limited
 Address : Plot Nos. K-1 Part 1, K-2, K-3, K-4, F-9 & K-E MIDC Talaja, Tal. Parvat, Dist. Raigarh
 Contact Person : Vithal Jadhav / Madan Pipota

PARTICULARS OF SAMPLE ANALYSED

Sampling Protocol : SOP-ENV-20-05 Date of Sampling : 18-Mar-24 To 19-Mar-24
 Sampling Location : Near IPA Gate Date of Receipt : 19-Mar-24
 Sample Description : Ambient Noise Measurement Sampling Condition : 24 Hrs
 Lateral Distance : 1.5 Meter from Ground Level

RESULTS OF ANALYSIS

Discipline : Chemical

Group : Atmospheric Pollution

Sr. No.	Date	Time	Leq dB (A)	Date	Time	Leq dB (A)	
1	18-Mar-24	12:15	62.1	18-Mar-24	1:15	63.2	
2	18-Mar-24	13:15	61.5	18-Mar-24	2:15	62.1	
3	18-Mar-24	14:15	60.8	18-Mar-24	3:15	62.7	
4	18-Mar-24	15:15	60.9	18-Mar-24	4:15	63.5	
5	18-Mar-24	16:15	60.9	18-Mar-24	5:15	61.7	
6	18-Mar-24	17:15	61.0	18-Mar-24	6:15	60.5	
7	18-Mar-24	18:15	60.0	18-Mar-24	7:15	61.2	
8	18-Mar-24	19:15	63.5	18-Mar-24	8:15	61	
9	18-Mar-24	20:15	61.5	18-Mar-24	9:15	61.6	
10	18-Mar-24	21:15	62.9	18-Mar-24	10:15	62.2	
11	18-Mar-24	22:15	62.4	18-Mar-24	11:15	60.9	
12	18-Mar-24	23:15	62.5				
13	18-Mar-24	0:15	62.3				
		Day Time L_{eq}	60.9			Night Time L_{eq}	63.5
		Day Time L_{90}	59.9			Night Time L_{90}	61.7
Average Day Time Leq dB (A)			61.5	Average Night Time Leq dB (A)			62.5

Note - Central Pollution Control Board (CPCB) has prescribed 75 dB(A) as an upper limit of noise level during Day Time (06:00 AM to 10:00 PM) & 70 dB(A) during night time (10:00 PM to 06:00 AM).

Remark - The Above Results found satisfactory as per CPCB Guidelines.


 Assistant Manager - Air
 (Authorized Signatory)
 Mr. Anil Mandhane



Note:

1. This report is valid for the tested sample only.
2. Test report shall not be reproduced except in full & with written approval of Equinox Labs Private Limited.
3. This report should not be used for advertisement / public purpose.
4. The samples has been provided by the customer and results applies to the sample as received by the lab.
5. The effective noise level may be affected by the condition of the site.

END OF REPORT

Your Testing and Auditing Partner

EQUINOX TEST REPORT

Reference Number : EQNL/DPT/LAB/IN/24/03/05166 Report Issue Date : 22-Mar-24
 ULR : TC88224000213217

INFORMATION PROVIDED BY CUSTOMER

Client Name : M/s Deepak Fertilisers & Petrochemicals Corporation Limited
 Address : Plot Nos. K-1 Part 1, K-2, K-3, K-4, K-5 & K-6, MIDC Talaja, Tal.Panvel, Dist. Raigad.
 Contact Person : Vimal Jadhav / Madan Popeta

PARTICULARS OF SAMPLE ANALYSED

Sampling Protocol : SOP-ENV-10-05 Date of Sampling : 18-Mar-24 To 19-Mar-24
 Sampling Location : Near Mainland Gate Date of Receipt : 19-Mar-24
 Sample Description : Ambient Noise Measurement Sampling Duration : 24 Hrs
 Lateral Distance : 1.5 Meter from Ground Level

RESULTS OF ANALYSIS

Discipline : Chemical

Group : Atmospheric Pollution

Sr. No.	Date	Time	Leq dB (A)	Date	Time	Leq dB (A)	
1	18-Mar-24	12:00	58.9	19-Mar-24	1:00	58.3	
2	18-Mar-24	13:00	58.7	19-Mar-24	2:00	59.3	
3	18-Mar-24	14:00	61.3	19-Mar-24	3:00	60.3	
4	18-Mar-24	15:00	62.2	19-Mar-24	4:00	59.4	
5	18-Mar-24	16:00	61.9	19-Mar-24	5:00	58.9	
6	18-Mar-24	17:00	60.2	19-Mar-24	6:00	60.3	
7	19-Mar-24	18:00	63.1	19-Mar-24	7:00	61.9	
8	18-Mar-24	19:00	62.2	19-Mar-24	8:00	62.2	
9	19-Mar-24	20:00	61.8	19-Mar-24	9:00	62.9	
10	18-Mar-24	21:00	60.9	19-Mar-24	10:00	63.1	
11	18-Mar-24	22:00	59.3	19-Mar-24	11:00	63.9	
12	18-Mar-24	23:00	57.2				
13	19-Mar-24	0:00	58.1				
		Day Time L_{eq}	63.9			Night Time L_{eq}	60.3
		Day Time L_{avg}	58.7			Night Time L_{avg}	57.2
Average Day Time Leq dB (A)			61.9	Average Night Time Leq dB (A)			59.0

Note - Central Pollution Control Board (CPCB) has prescribed (B) category as a upper limit of noise level during Day Time (06:00 AM to 10:00 PM) & (C) category during night time (10:00 PM to 06:00 AM).

Remark - The Above Results found satisfactory as per CPCB Guidelines.


 Assistant Manager - Air
 (Authorized Signatory)
 M. Anil Mandhane



Note:

1. This report is valid for the stated sample only.
2. This report shall not be reproduced except in full and without the approval of Equinox Labs Private Limited.
3. This report should not be used for advertisement/publication purpose.
4. The samples had been provided by the customer and results are valid for the samples as received by the lab.
5. The information provided by customer can affect the validity of results.

END OF REPORT

Your Testing and Auditing Partner

EQUINOX TEST REPORT

Report Issue Date : 21-Mar-24

Reference Number : EQNOC07LABIN240309428

URL : TCG6238400551096F

INFORMATION PROVIDED BY CUSTOMER

Client Name : M/s Deepak Fertilizers & Petrochemicals Corporation Limited
 Address : Plot Nos. X-1 Part 1, X-2, X-3, X-4, X-5 & X-6, MIDC Talpa, Tal-Panvel Dist. Raigarh.
 Contact Person : Visha Joshi / Manoj Popala

PARTICULARS OF SAMPLE ANALYSED

Sampling Protocol : SOP-ENV-25-00
 Date of Sampling : 19-Mar-24 To 20-Mar-24
 Sampling Location : Near GT 7 Area
 Date of Receipt : 20-Mar-24
 Sample Description : Ambient Noise Measurement
 Sampling Duration : 24 Hrs
 Lateral Distance : 1.5 Meter from Ground Level

RESULTS OF ANALYSIS

Discipline : Chemical

Group : Atmospheric Pollution

Sr. No.	Date	Time	Leq dB (A)	Date	Time	Leq dB (A)	
1	19-Mar-24	14:25	73.4	20-Mar-24	3:25	64.7	
2	19-Mar-24	15:25	72.7	20-Mar-24	4:25	61.5	
3	19-Mar-24	16:25	73.1	20-Mar-24	5:25	65.2	
4	19-Mar-24	17:25	73.0	20-Mar-24	6:25	64.2	
5	19-Mar-24	18:25	68.3	20-Mar-24	7:25	63.1	
6	19-Mar-24	19:25	68.9	20-Mar-24	8:25	68.7	
7	19-Mar-24	20:25	68.9	20-Mar-24	9:25	69.3	
8	19-Mar-24	21:25	70.2	20-Mar-24	10:25	70.4	
9	19-Mar-24	22:25	65.4	20-Mar-24	11:25	72.7	
10	19-Mar-24	23:25	66.3	20-Mar-24	12:25	73.8	
11	20-Mar-24	0:25	65.1	20-Mar-24	13:25	71.4	
12	20-Mar-24	1:25	64.8				
13	20-Mar-24	2:25	64.3				
		Day Time L_{eq}	73.4		Night Time L_{eq}	68.3	
		Day Time L_{max}	63.1		Night Time L_{max}	61.5	
Average Day Time Leq dB (A)			69.9	Average Night Time Leq dB (A)			64.8

Note - Central Pollution Control Board (CPCB) has prescribed 75 dB(A) as a upper limit of noise level during Day Time (06:00 AM to 10:00 PM) & 70 dB(A) during night time (10:00 PM to 06:00 AM).

Remark - The Above Results found satisfactory as per CPCB Guideline


 Assistant Manager - Air
 (Authorized Signatory)
 Mr. Anil Mandhare



Note:

- This report is valid for the stated sample only.
- This report shall not be reproduced without the full & written approval of Equinox Labs Private Limited.
- This report shall not be used for advertisement / public review.
- The accuracy has been provided by the customer and mainly depends on the steps as mentioned by the lab.
- The information provided by customer may affect the validity of results.

END OF REPORT

Your Testing and Auditing Partner

EQUINOX TEST REPORT

Report Issue Date : 21-Mar-24

Reference Number : EQNX-051-LAB-N24X03-05487 IIR - TC02024000021598F

INFORMATION PROVIDED BY CUSTOMER

Client Name : M/s. Doopal Fertilizers & Petrochemicals Corporation Limited
 Address : Plot Nos. K-1 Part 1, K-2, K-3, K-4, K-5 & K-6, MIDC Talpa, Tal. Parvat, Dist. Raigarh
 Contact Person : Yashraj Joshi / Meera Popani

PARTICULARS OF SAMPLE ANALYSED

Sampling Protocol : SOP-ENV-20-02 Date of Sampling : 19-Mar-24 To 20-Mar-24
 Sampling Location : Near WMAE Area Date of Receipt : 20-Mar-24
 Sample Description : Ambient Noise Measurement Sampling Duration : 24 hrs
 Latent Distance : 1.5 Meter from Ground Level

RESULTS OF ANALYSIS

Discipline : Chemical
 Group : Atmospheric Pollution

Sr. No.	Date	Time	Leq dB (A)	Date	Time	Leq dB (A)	
1	19-Mar-24	14:20	68.4	20-Mar-24	3:20	66.1	
2	19-Mar-24	15:20	66.1	20-Mar-24	4:20	63.2	
3	19-Mar-24	16:20	64.3	20-Mar-24	5:20	64.5	
4	19-Mar-24	17:20	67.4	20-Mar-24	6:20	67.2	
5	19-Mar-24	18:20	65.2	20-Mar-24	7:20	61.3	
6	19-Mar-24	19:20	63.3	20-Mar-24	8:20	66.6	
7	19-Mar-24	20:20	61.7	20-Mar-24	9:20	63.2	
8	19-Mar-24	21:20	62.8	20-Mar-24	10:20	64.3	
9	19-Mar-24	22:20	66.9	20-Mar-24	11:20	67.2	
10	19-Mar-24	23:20	68.3	20-Mar-24	12:20	63.4	
11	20-Mar-24	0:20	59.4	20-Mar-24	13:20	65.4	
12	20-Mar-24	1:20	60.5				
13	20-Mar-24	2:20	62.4				
		Day Time L_{eq}	69.4		Night Time L_{eq}	66.1	
		Day Time L_{max}	81.3		Night Time L_{max}	68.3	
Average Day Time Leq dB (A)			69.4	Average Night Time Leq dB (A)			66.1

Note - Central Pollution Control Board (CPCB) has prescribed 75 dB(A) as a upper limit of noise level during Day Time (6:30 AM to 10:00 PM) & 70 dB(A) during night time (10:00 PM to 6:30 AM).

Remark - The Above Results found satisfactory as per CPCB Guideline


 Assistant Manager - Air
 (Authorized Signatory)
 M. Anil Mandhane



Note :

1. This report is valid for the tested sample only.
2. This report should not be reproduced except for full & verbatim approval of Equinox Labs Private Limited.
3. This report should not be used for advertisement / judicial purpose.
4. The accuracy like representation by the customer and how it is applied to the sample as provided by the lab.
5. The information provided by customer can affect the validity of results.

END OF REPORT

Your Testing and Auditing Partner

EQUINOX TEST REPORT

Reference Number : EQNX-001-LAB/24/03/05695 Report Issue Date : 25-Mar-24
 URN - Y068202400021923F

INFORMATION PROVIDED BY CUSTOMER

Client Name : M/s Deccan Fibrecons & Petrochemicals Corporation Limited
 Address : Plot Nos. K-1 Part 1, K-2, K-3, K-4, K-5 & K-6, MIDC Talga, Tal. Panvel, Dist. Raigad
 Contact Person : Vishal Jadhav / Madan Popera

PARTICULARS OF SAMPLE ANALYSED

Sampling Protocol : SOP-ENV-20-00 Date of Sampling : 20-Mar-24 To 21-Mar-24
 Sampling Location : Near Acid Tank Area Date of Receipt : 21-Mar-24
 Sample Description : Ambient Noise Measurement Sampling Duration : 24 Hrs
 Lateral Distance : 1.5 Meter from Ground Level

RESULTS OF ANALYSIS

Discipline : Chemical

Group : Atmospheric Pollution

Sr. No.	Date	Time	Leq dB (A)	Date	Time	Leq dB (A)	
1	20-Mar-24	15:05	66.1	21-Mar-24	4:05	67.3	
2	20-Mar-24	16:05	65.7	21-Mar-24	5:05	67.8	
3	20-Mar-24	17:05	66.7	21-Mar-24	6:05	68.4	
4	20-Mar-24	18:05	68.5	21-Mar-24	7:05	68.8	
5	20-Mar-24	19:05	66.3	21-Mar-24	8:05	68.3	
6	20-Mar-24	20:05	64.8	21-Mar-24	9:05	68.3	
7	20-Mar-24	21:05	65.1	21-Mar-24	10:05	68.4	
8	20-Mar-24	22:05	64.2	21-Mar-24	11:05	67.1	
9	20-Mar-24	23:05	69.6	21-Mar-24	12:05	64.5	
10	20-Mar-24	0:05	66.3	21-Mar-24	13:05	64.3	
11	21-Mar-24	1:05	68.1	21-Mar-24	14:05	60.6	
12	21-Mar-24	2:05	67.1				
13	21-Mar-24	3:05	67.4				
		Day Time L_{eq}	68.4		Night Time L_{eq}	68.1	
		Day Time L_{max}	69.6		Night Time L_{max}	64.2	
Average Day Time Leq dB (A)			68.5	Average Night Time Leq dB (A)			66.8

Note - Central Pollution Control Board (CPCB) has prescribed 75 dB(A) as a upper limit of noise level during Day Time (06:00 AM to 10:00 PM) & 70 dB(A) during night time (10:00 PM to 06:00 AM).

Remark - The Above Results found satisfactory as per CPCB Guideline.


 Assistant Manager - AP
 (Authorized Signatory)
 Mr. Anil Mandhare



Note:

- The report is valid for the tested sample only.
- Test report shall not be reproduced except in full & with written approval of Equinox Labs Private Limited.
- This report should not be used for advertisement / public purpose.
- The samples has been provided by the customer and results reported to the parties as received by the Lab.
- The observation provided by customer can affect the validity of results.

END OF REPORT

Your Testing and Auditing Partner

Equinox Labs Private Limited | CIN No. U74999MH2017PTC297024

Corporate Office: Equinox Center, R65, TTC, Rabale, Navi Mumbai - 400701

Laboratories At: Mumbai, Bengaluru, Hyderabad, Noida, Kolkata, Chennai

+91 22 50647422

info@equinoxlab.com

www.equinoxlab.com

EQUINOX TEST REPORT

Reference Number : EQMX/01/LAB/24/03/00004 Report Issue Date : 26-Mar-24
 ULR - TG582224000030025

INFORMATION PROVIDED BY CUSTOMER

Client Name : M/s Daxlak Fertilizers & Petrochemicals Corporation Limited
 Address : Plot Nos. K-1 Part 1, K-2, K-3, K-4, K-5 & K-6, MIDC Talaja, Tal. Panvel, Dist. Raigad.
 Contact Person : Vishal Jadhav / Madan Popera

PARTICULARS OF SAMPLE ANALYSED

Sampling Protocol : SOP-ENV-20-00 Date of Sampling : 20-Mar-24 To 21-Mar-24
 Sampling Location : Near Utility Area Date of Receipt : 21-Mar-24
 Sample Description : Ambient Noise Measurement Sampling Duration : 24 Hrs
 Lateral Distance : 1.5 Meter from Ground Level

RESULTS OF ANALYSIS

Discipline : Chemical

Group : Atmospheric Pollution

Sr. No.	Date	Time	Leq dB (A)	Date	Time	Leq dB (A)	
1	20-Mar-24	14:50	65.1	21-Mar-24	3:50	63.7	
2	20-Mar-24	15:50	65.7	21-Mar-24	4:50	65.6	
3	20-Mar-24	16:50	66.7	21-Mar-24	5:50	66.2	
4	20-Mar-24	17:50	65.9	21-Mar-24	6:50	68.3	
5	20-Mar-24	18:50	66.3	21-Mar-24	7:50	69.3	
6	20-Mar-24	19:50	66.7	21-Mar-24	8:50	66.8	
7	20-Mar-24	20:50	66.8	21-Mar-24	9:50	68.8	
8	20-Mar-24	21:50	67.5	21-Mar-24	10:00	67.9	
9	20-Mar-24	22:50	67.7	21-Mar-24	11:50	67.3	
10	20-Mar-24	23:50	65.0	21-Mar-24	12:50	67.5	
11	21-Mar-24	0:50	61.2	21-Mar-24	13:50	62.8	
12	21-Mar-24	1:50	60.0				
13	21-Mar-24	2:50	62.9				
		Day Time L_{max}	69.3		Night Time L_{max}	67.7	
		Day Time L_{min}	60.9		Night Time L_{min}	60.6	
Average Day Time Leq dB (A)			66.0	Average Night Time Leq dB (A)			64.2

Note - Central Pollution Control Board (CPCB) test protocol 25 dB(A) as a upper limit of noise level during Day Time (06:00 AM to 10:00 PM) & 70 dB(A) during night time (10:00 PM to 06:00 AM).

Remark - The Above Results found satisfactory as per CPCB Guideline.


 Assistant Manager - Air
 (Authorised Signatory)
 Mr. Atul Mandhare



Note :

- This report is valid for the stated sample only.
- This report shall not be reproduced, copied or for any other use without approval of Equinox Labs Private Limited.
- This report should not be used for advertisement or legal purposes.
- The sample has been provided by the customer, who needs to ensure the sample as received by the lab.
- The information provided by customer can affect the validity of results.

****END OF REPORT****

Your Testing and Auditing Partner

EQUINOX TEST REPORT

Report Issue Date : 27-Mar-24

Reference Number : EQNL001LABN-240307237

U/R : TC502024000022025F

INFORMATION PROVIDED BY CUSTOMER

Client Name : M/s Deepak Fertilizers & Petrochemicals Corporation Limited
 Address : Plot Nos. K-1 Part 1, K-2, K-3, K-4, K-5 & K-6, MIDC Taloua, Tal. Marol, Dist. Raigad
 Contact Person : Vithal Jadhav / Madan Popata

PARTICULARS OF SAMPLE ANALYSED

Sampling Protocol : SOP-ENV-20-00
 Date of Sampling : 21-Mar-24 To 22-Mar-24
 Sampling Location : RD Plant, Near Main Gate
 Date of Receipt : 22-Mar-24
 Sample Description : Ambient Noise Measurement
 Sampling Duration : 24 Hrs
 Latest Distance : 1.5 Meter from Ground Level

RESULTS OF ANALYSIS

Discipline : Chemical

Group : Atmospheric Pollution

Sr. No.	Date	Time	Leq dB (A)	Date	Time	Leq dB (A)	
1	21-Mar-24	9:40 AM	64.3	21-Mar-24	10:40 PM	66.1	
2	21-Mar-24	10:40 AM	66.9	21-Mar-24	11:40 PM	60.3	
3	21-Mar-24	11:40 AM	60.2	22-Mar-24	12:40 AM	65.4	
4	21-Mar-24	12:40 PM	68.6	22-Mar-24	1:40 AM	64.3	
5	21-Mar-24	1:40 PM	67.8	22-Mar-24	2:40 AM	62.8	
6	21-Mar-24	2:40 PM	66.4	22-Mar-24	3:40 AM	60.1	
7	21-Mar-24	3:40 PM	70.2	22-Mar-24	4:40 AM	61.8	
8	21-Mar-24	4:40 PM	71.3	22-Mar-24	5:40 AM	60.8	
9	21-Mar-24	5:40 PM	68.6	22-Mar-24	6:40 AM	66.5	
10	21-Mar-24	6:40 PM	67.7	22-Mar-24	7:40 AM	68.1	
11	21-Mar-24	7:40 PM	69.1	22-Mar-24	8:40 AM	63.3	
12	21-Mar-24	8:40 PM	73.2				
13	21-Mar-24	9:40 PM	62.1				
		Day Time L_{eq}	73.2			Night Time L_{eq}	66.1
		Day Time L_{90}	66.5			Night Time L_{90}	56.5
Average Day Time Leq dB (A)			66.0	Average Night Time Leq dB (A)			61.9

Note - Central Pollution Control Board (CPCB) has prescribed 75 dB(A) as a upper limit of noise level during Day Time (06:00 AM to 10:00 PM) & 70 dB(A) during night time (10:00 PM to 06:00 AM).

Remark - The Above Results found satisfactory as per CPCB Guideline.


 Assistant Manager - Air
 (Authorized Signatory)
 Mr. Atul Manohara



Note:

1. This report is valid for the tested sample only.
2. Test report shall not be re-audited except in full & with written approval of Equinox Labs Private Limited.
3. This report should not be used for advertisement / judicial purpose.
4. The samples has been provided for the customer and results applied to the sample as received by the lab.
5. The information provided by customer can affect the validity of results.

END OF REPORT

Your Testing and Auditing Partner

EQUINOX TEST REPORT

Reference Number : EQUIN001LABN24030121006 Report Issue Date : 28-Mar-24
 (A/R) : T080206000012060F (A/R) : T080206000012060F

INFORMATION PROVIDED BY CUSTOMER

Client Name : M/s Deepak Fertilizers & Petrochemicals Corporation Limited
 Address : Plot Nos. K-1 Part 1, K-2, K-3, K-4, K-5 & K-6, MIDC Tarapur, Tal. Panvel, Dist. Raigad
 Contact Person : Vibhav Jadhav / Mahesh Popale

PARTICULARS OF SAMPLE ANALYSED

Sampling Protocol : SOP ENV-20-00 Date of Sampling : 21-Mar-24 to 22-Mar-24
 Sampling Location : Near Stone Aisle Date of Receipt : 23-Mar-24
 Sample Description : Ambient Noise Measurement Sampling Duration : 24 Hrs
 Lateral Distance : 1.5 Meter from Ground Level

RESULTS OF ANALYSIS

Discipline : Chemical
 Group : Atmospheric Pollution

Sr. No.	Date	Time	Leq dB (A)	Date	Time	Leq dB (A)	
1	21-Mar-24	2:23 PM	54.5	22-Mar-24	3:23 AM	50.8	
2	21-Mar-24	3:23 PM	51.8	22-Mar-24	4:23 AM	50.5	
3	21-Mar-24	4:23 PM	50.2	22-Mar-24	5:23 AM	50.7	
4	21-Mar-24	5:23 PM	57.9	22-Mar-24	6:23 AM	54.9	
5	21-Mar-24	6:23 PM	60.7	22-Mar-24	7:23 AM	52.4	
6	21-Mar-24	7:23 PM	51.8	22-Mar-24	8:23 AM	52.0	
7	21-Mar-24	8:23 PM	50.9	22-Mar-24	9:23 AM	51.3	
8	21-Mar-24	9:23 PM	52.7	22-Mar-24	10:23 AM	50.4	
9	21-Mar-24	10:23 PM	53.8	22-Mar-24	11:23 AM	50	
10	21-Mar-24	11:23 PM	50.5	22-Mar-24	12:23 PM	53.1	
11	22-Mar-24	12:23 AM	50.9	23-Mar-24	1:23 PM	52.9	
12	22-Mar-24	1:23 AM	51.8				
13	22-Mar-24	2:23 AM	51.5				
		Day Time L_{eq}	58.2		Night Time L_{eq}	50.7	
		Day Time L_{90}	50.4		Night Time L_{90}	50.6	
Average Day Time Leq dB (A)			54.1	Average Night Time Leq dB (A)			51.9

Note - Central Pollution Control Board (CPCB) has prescribed 75 dB(A) as a upper limit of noise level during Day Time (06:00 AM to 10:00 PM) & 70 dB(A) during night time (10:00 PM to 06:00 AM).

Remark - The Above Results found satisfactory as per CPCB Guideline


 Assistant Manager - As
 (Authorized Signatory)
 Mr. Atul Mandhane



- Note:**
- This report is valid for the tested sample only.
 - This report shall not be re-issued without the approval of Equinox Labs Private Limited.
 - This report should not be used for administrative / judicial purpose.
 - The samples has been processed by the customer. MSF results applied to the samples as received by the lab.
 - The information provided by customer can affect the validity of results.

****END OF REPORT****

Your Testing and Auditing Partner

EQUINOX TEST REPORT

Reference Number : EQN001-LAB/24/03/7507 Report Issue Date : 29-Mar-24
 UBR : 100002-0000020007 LBR : 100002-0000020007

REGISTRATION PROVIDED BY CUSTOMER

Client Name : M/s Deepak Fertilizers & Petrochemicals Corporation Limited
 Address : Plot Nos. K-1 Part 1, K-2, K-3, K-4, K-5 & K-6 MIDC Talaja, Tal. Forest, Dist. Rajgad.
 Contact Person : Viltra Jadhav / Madan Popete

PARTICULARS OF SAMPLE ANALYSED

Sampling Protocol : SOP-ENV/20-00 Date of Sampling : 21-Mar-24 to 22-Mar-24
 Sampling Location : Near Time Office Area Date of Receipt : 22-Mar-24
 Sample Description : Ambient Noise Measurement Sampling Duration : 24 hrs
 Lateral Distance : 1.5 Meter from Ground Level

RESULTS OF ANALYSIS

Discipline : Chemical
 Group : Atmospheric Pollution

Sr. No.	Date	Time	Leq dB (A)	Date	Time	Leq dB (A)	
1	21-Mar-24	3:25 PM	59.7	22-Mar-24	3:25 AM	50.2	
2	21-Mar-24	3:35 PM	60.9	22-Mar-24	4:25 AM	51.5	
3	21-Mar-24	4:05 PM	61.3	22-Mar-24	5:25 AM	58.9	
4	21-Mar-24	5:25 PM	58.5	22-Mar-24	6:25 AM	53.8	
5	21-Mar-24	6:25 PM	58.5	22-Mar-24	7:25 AM	58.0	
6	21-Mar-24	7:25 PM	62.5	22-Mar-24	8:25 AM	58.3	
7	21-Mar-24	8:25 PM	63.9	22-Mar-24	9:25 AM	58.1	
8	21-Mar-24	9:25 PM	64.8	22-Mar-24	10:25 AM	60.3	
9	21-Mar-24	10:25 PM	60.3	22-Mar-24	11:25 AM	64.8	
10	21-Mar-24	11:25 PM	61.9	22-Mar-24	12:25 PM	58.9	
11	22-Mar-24	12:25 AM	58.3	22-Mar-24	1:25 PM	63.4	
12	22-Mar-24	1:25 AM	55.1				
13	22-Mar-24	2:25 AM	54.9				
		Day Time L_{eq}	60.9		Night Time L_{eq}	55.8	
		Day Time L_{max}	64.8		Night Time L_{max}	60.2	
Average Day Time Leq dB (A)			60.7	Average Night Time Leq dB (A)			55.8

Note - Central Pollution Control Board (CPCB) has prescribed 55 dBA as a upper limit of noise from (during Day Time (06:00 AM to 10:00 PM) & 45 dBA) during night time (10:00 PM to 06:00 AM).

Remark - The Above Results found satisfactory as per CPCB Guideline.


 Assistant Manager - Air
 (Authorized Signatory)
 Mr. Anil Mandhane



- Note :**
- This report is valid for the tested sample only.
 - This report shall not be reproduced without the full & year written approval of Equinox Labs Private Limited.
 - This report should not be used for advertising or legal purposes.
 - The samples has been provided by the customer & it is not the responsibility of the lab.
 - The information provided by customer can affect the validity of results.

END OF REPORT

Your Testing and Auditing Partner

ESC Expenditure Details

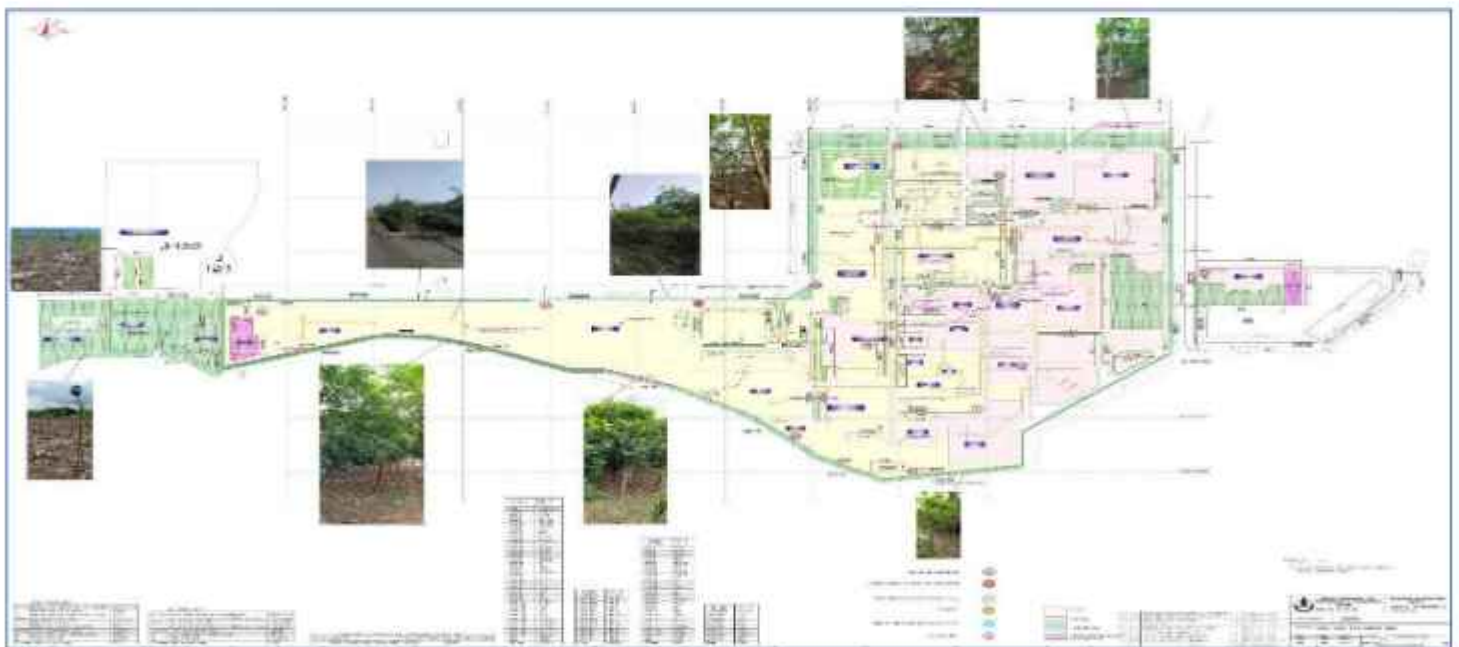
SR.NO	PROPOSED ESR ACTIVITY	ESTIMATED COST	PO NO	Work Status	Total Expenditure in Rs.
1	Donation of Ambulance to Panvel Municipal Corporation (Request of Mr. Arvind Mhatre,	8.8	2100008419/ 2100008420	Completed	805339
2	Renovation of Tondare Primary School	15.46	3001000165	Completed (Project Team)	1546000
3	Digital Classroom - Tondare ZP School	10.73	2000000683	Completed	1073400
4	1000 Trees Plantation per year in surrounding villages.FY- 21-22	50	2100012390	EHS Team	5,000,000
5	1000 Trees Plantation per year in surrounding villages.FY-22-23	50	2100012390	EHS Team	5,000,000
6	1000 Trees Plantation per year in surrounding villages.FY-23-24	50	2100018976	EHS Team	5,000,000
7	Green Belt Development - Green belt in 33% of the project area along the periphery and on the side of the roads	60	2100008384	Plantation Done (EHS Team)	600,000
Total NPK CER Budget		144.99			19024739

Green Belt statement development :

EC Condition No.A (x): Green belt shall be provided in at least 25% of the plant area to mitigate the effects of fugitive emission all around the plant. Development of green belt shall be as per CPCB guidelines.

Compliance : Complied. 33.14 % of plot area is developed as Green belt. In addition to this, green belt on 50 acre of degraded forest land is also developed at Dhavdi Village which is located near Dombivali which approximately 15 kms away from our site.

Details of Green belt			
S.N.	Details	UOM	Area
1	Total Plot area	Sqm	135420
	Total green Belt (Inside)	Sqm	27056.63
	Total green Belt (Peripheral)	Sqm	17809.21
2	Total Green Belt	Sqm	44866
3	% of green belt on plot area	%	33.13



We have completed Gap plantation of 2000 no's of trees (spathodea campanulas & Mahogany) for the year 2023-2024, at Premises inside.



Green belt peripheral of the factory premises :



4.Green belt Inside the factory premises :



Green belt Development (With Kalyan forest dept).

(Aforestation)

- M/s A K Rural Development trust has been engaged to plant 22220 trees (20 HA) and maintain them for 7 years with total PO value of Rs. 1.82 crores (Plantation-Rs. 0.33 Cr, Maintenance-Rs. 1.49 Cr). The project agreement is valid from 27th June,2017 to 26th June,2024. It is located at Dhavdi village.

MAHARASHTRA INDUSTRIAL DEVELOPMENT CORPORATION
(A Government of Maharashtra Undertaking)

POSSESSION RECEIPT

I, Anand Mahesh Suryekar in behalf of Maharashtra Industrial Development Corporation and SRI. Manoj Suryekar in behalf of SRI. Dnyanesh Fertilizers & Petrochemicals Corporation Ltd. have this day respectively accepted and will hold over the above possession of Plot No. OS-1674 adjoining area 1000.00 Sq.Meters in Takaji Industrial Area Village PADARGH, TAL:PANVEL, DISTRICT:RAIGAD after actual measurement and construction of the plot on the Electrical Permission Date issued on 12/07/2012 for the Plot name MIDC/OS/1674/2012 (1000.00 Sq.Meters)

Place - Takaji Industrial Area Date: 12.07.2012

Received on behalf of:  

Accepted on behalf of:  

(Anand M. Mahesh)  (Manoj Suryekar) 

Signature of the Officer in Charge, MIDC, PANVEL

MAHARASHTRA INDUSTRIAL DEVELOPMENT CORPORATION
(A Government of Maharashtra Undertaking)

POSSESSION RECEIPT

I, Anand Mahesh Suryekar in behalf of Maharashtra Industrial Development Corporation and SRI. Manoj Suryekar in behalf of SRI. Dnyanesh Fertilizers & Petrochemicals Corporation Ltd. have this day respectively accepted and will hold over the above possession of Plot No. OS-1674 adjoining area 1000.00 Sq.Meters in Takaji Industrial Area Village TOMBARE, TAL:PANVEL, DISTRICT:RAIGAD after actual measurement and construction of the plot on the Electrical Permission Date issued on 12/07/2012 for the Plot name MIDC/OS/1674/2012 (1000.00 Sq.Meters)

Place - Takaji Industrial Area Date: 12.07.2012

Received on behalf of:  

Accepted on behalf of:  

(Anand M. Mahesh)  (Manoj Suryekar) 

Signature of the Officer in Charge, MIDC, PANVEL

MAHARASHTRA INDUSTRIAL DEVELOPMENT CORPORATION
(A Government of Maharashtra Undertaking)

POSSESSION RECEIPT

I, Anand Mahesh Suryekar in behalf of Maharashtra Industrial Development Corporation and SRI. Manoj Suryekar in behalf of SRI. Dnyanesh Fertilizers & Petrochemicals Corporation Ltd. have this day respectively accepted and will hold over the above possession of Plot No. OS-1674 adjoining area 1000.00 Sq.Meters in Takaji Industrial Area Village TOMBARE, TAL:PANVEL, DISTRICT:RAIGAD after actual measurement and construction of the plot on the Electrical Permission Date issued on 12/07/2012 for the Plot name MIDC/OS/1674/2012 (1000.00 Sq.Meters)

Place - Takaji Industrial Area Date: 12.07.2012

Received on behalf of:  

Accepted on behalf of:  

(Anand M. Mahesh)  (Manoj Suryekar) 

Signature of the Officer in Charge, MIDC, PANVEL

Ack



DEEPAK FERTILISERS
AND PETROCHEMICALS
CORPORATION LIMITED

DFPCL/K1 to K5/EHS/DISH/23-24/02

9th Jan-24

The Jt. Director,
Directorate of Industrial Safety and Health,
6th floor, Kokan Bhavan
CBD, Belapur-400614

Subject: Submission of Mock drill Report at IPA sub-station of K-1-K-5 DFPCL.

Respected Sir,

We are submitting herewith the report of Mock drill, which was conducted on 21-Dec-23 at IPA Substation of K-1-K-5 DFPCL, at 16:00 hrs. for information and record. **Flash Fire & Electric Shock to the person working on Electric Panel.** Please acknowledge receipt of the same.

Thanking you,

Yours Truly,


For Deepak Fertilizers & Petrochemicals Corp. Ltd.,


Pradip Tandel

DGM EHS

Encl: Mock drill Report.

Pradip Tandel
कार्यालय - सह संचालक, औद्योगिक सुरक्षा व
आरोप्य संचालनालय, रायगड
कोकण भवन (क्लिफ्ट कब)
छोसी क्र. 422, 4 वा मजला,
होवीडी बेलापूर, नवी मुंबई - 400614

	Check List	Mock Drill Reporting Format	Prepared by:	Checked by:	Approved by:
	Check List No.	EHS/Safety/SOP-03/F-01	Sr.Mgr. EHS	DGM EHS	Head-EHS
	Unit	DFPCL K-1 -K-5 & K6	Version No	2	06-07-2022
			Revision No	0	
1.0	Date of Mock drill	21.12.23			
2.0	Time of Mock Drill	16:00 Hrs.			
3.0	Location of Incident / Mock drill	IPA MCC room - (DFPCL K-1 to K- 5)			
4.0	Type of emergency / Scenario	Flash Fire & Electric Shock to the person working on Electric Panel			
5.0	Details of Members involved in Mock drill:	1. Mr. Sandeep Mokashi / Mr. Manish Mangle (Ele.) 2. Mr. Priyesh Patil (Emergency team leader) 3. Mr. Sameer Patil (Primary Observer) 4. Mr. S Pawal (OHC) Mr. Vijay Kamble (Security)			5.
6.0	Observer's Location	1. IPA MCC room / Incident Site (Mr.Anil Kadam) 2. OHC - (Mr. S K Patil) Emergency control center - (Mr. Pradip Tandel)			3.
7.0	Communication and Action				
Sr. No.	Time Hrs.	Actions taken	Observation / Comment		
I) Action by Primary observer:					
1	16:05 Hrs	MCC feeder supply isolated & Electrocutation victim gets separated.			
2	16:06 Hrs	Informed to OHC, Emergency control room, Plant C/R & Electrical S/I about the Electrocutation of the co-worker at IPA MCC room.			
3	16:07 Hrs	Checked for pulse & Heart beat & given CPR till ambulance reach at site.			
II) Action by control room:					
1	16:06 Hrs	Message received from MCC room about the Electrocutation of the person working in the area.			
2	16:06 Hrs	Conveyed message to OHC & Emergency control center.			
III) Action at Field:					
1	16:05 Hrs	MCC feeder supply isolated & Electrocutation victim gets separated.			
2	16:06 Hrs	Informed to OHC, Emergency control room, Plant C/R & Electrical S/I about the Electrocutation of the co-worker at WNA-3 MCC room.			
3	16:07 Hrs	Checked for pulse & Heart beat & given CPR till ambulance reach at site.			
4	16:10 Hrs	Ambulance and fire crew reached at site.			
5	16:12 Hrs	Pulse checked & heart beat checked by OHC attendant & immediately victim shifted to OHC for further treatment.			
IV) Action by Site Incident Controller (SIC):					
1	16:08 Hrs	S/I arrived at Incident site			
2	16:08 Hrs	Update given to CEC , guided Emergency team for safe casualty handling.			
3	16:09 Hrs	Ensured for Isolation of electrical panels.			
4	16:12 Hrs	Assisted for CPR, checked for ventilation etc..			
V) Action by Chief Emergency Controller (CEC):					
1	16:07 Hrs	Information received from OHC about the Electrocutation.			
2	16:08 Hrs	Continuous feedback taken from OHC about the victim.			
3	16:10 Hrs	Taken all necessary details from OHC staff & plant Electrical S/I			
VI) Action by Fire crew / Fire shift In Charge:-					

	Check List	Mock Drill Reporting Format	Prepared by:	Checked by:	Approved by:
	Check List No.	EHS/Safety/SOP-03/F-01	Sr.Mgr. EHS	DGM EHS	Head-EHS
		DFPCL K-1 -K-5 & K6	Version No	2	06-07-2022
1	16:06 Hrs	Information received from MCC room about the Electrocution.			
2	16:10 Hrs	Assisted OHC team to shift the casualty from MCC room to OHC			
VII) Action by Security shift In charge:-					
1	16:06 Hrs	Received message from ECR			
2	16:07 Hrs	conveyed message to Plant head & CEC			
VIII) Action by Male Nurse / FMO (OHC Team):-					
1	16:06 Hrs	Message received from MCC room about the Electrocution of the person working in the area.			
2	16:10 Hrs	Ambulance reached at incident site			
3	16:11 Hrs	Pulse cheked & heart beat checked by OHC attendant & immediately victim shifted to OHC for further treatment.			
3	16:12 Hrs	Victim taken at OHC for further treatment			
4	16:16 Hrs	CPR given , Oxygen mask arranged as per the requirments.			
IX) Action to reduce the Environmental Impact:-					
1	NA				
8.0 COMMENT ON RESOURCES:-					
1	Resources for the scenario found adequate.				
9.0 POSITIVE POINTS / SHORT COMING OF THE DRILL:-					
Positive Points					
1	All actions by Primary observer ,Site incident controller,Emergency crew members, FMO and security were prompt				
Short coming					
1	Nil				
2					
10.0 RECOMMENDATIONS:					
S.N.	Recommendations:	Responsibility	Target Date		
1	Ambu Bag to be provided at all sub-station for artificial Manual breathing (CPR) to avoid any	Mr. Manish Mangle	30.03.24		
1	Name of the Site Incident controller	Mr.Manish Mangle			
	Signature of the Site Incident controller				
2	Name of the Chief Emergency Controller	Mr. Subrata Jana			
	Sign of the Chief Emergency controller				



DOC Name	Mock Drill Effectiveness Evaluation	Prepared by:	Checked by:	Approved by:
Doc Code	EHS/Safety/SOP-03/F-03	Sr.Mgr. EHS	DGM EHS	Head-EHS
Unit	DFPCL, K1	Version: 2.1	Date:	06.07.2022

Mockdrill Scenario

IPA MCC ROOM (ELECTROCUTION)

Date : Time & Location
Dt. 21.12.23 ; Time - 16:00 hrs ; Location - IPA MCC Room

SN	CRITERIA	Score	UNIT OF MEASUREMENT	MAXIMUM MARKS	MARKING CRITERIA					
					5	4	3	2	1	0
1	Mock Drill Planning Pre intimation to Sr. Management and clearance	5	Nos.	5	No Deviation	01 Minor Deviation but not causing delay in Mock Drill Response	02 Minor Deviation but not causing delay in Mock Drill Response	-	-	03 or more Deviations
2	Role of observers - Observers de- briefing before mock drill - All Briefed and demonstrated during mock drill - No ambiguity in role and recording)	5	Nos.	5	No Deviation	01 Minor Deviation but not causing delay in Mock Drill Response	02 Minor Deviation but not causing delay in Mock Drill Response	-	-	03 or more Deviations
3	Action by Primary observer									
a	Prompt and clear Communication (Scenario, casualty information, wind direction, required process or other actions)	5	Nos.	5	No Deviation	01 Minor Deviation but not causing delay in Mock Drill Response	02 Minor Deviation but not causing delay in Mock Drill Response	-	-	03 or more Deviations

b	Action for emergency containment (whatever in his/her scope), Alerting nearby peoples, area evacuation)	NA	Nos.	NA	No Deviation	01 Minor Deviation but not causing delay in Mock Drill Response	02 Minor Deviation but not causing delay in Mock Drill Response	-	-	03 or more Deviations
4	Action by Control Room									
a	Prompt and clear Communication to ECC, seniors, Adjutant control room, Maintenance crew (Scenario, casualty information, process actions)	5	Nos.	5	No Deviation	01 Minor Deviation but not causing delay in Mock Drill Response	02 Minor Deviation but not causing delay in Mock Drill Response	-	-	03 or more Deviations
b	Action for emergency containment (whatever in his/her scope) - plant emergency actions, Repetitive Alerting on PA system, In communication with	NA	Nos.	NA	No Deviation	01 Minor Deviation but not causing delay in use of Safety System	02 Minor Deviation but not causing delay in use of Safety System	-	-	03 or more Deviations
c	Prompt and clear Communication To other control rooms (Scenario, casualty information, process actions)	NA	Nos.	NA						
5	Action by Site Incident Controller									
a	Prompt and clear Communication to ECC and control room for alert, Evacuation and All clear siren	5	Nos.	5	No Deviation	01 Minor Deviation but not causing delay in use of Safety System	02 Minor Deviation but not causing delay in use of Safety System	-	-	03 or more Deviations

b	Action for emergency containment (whatever in his/her scope) - plant emergency actions, Guiding emergency crew for combating emergency, casualty handling	4	Nos.	5	No Deviation	01 Minor Deviation but not causing delay in use of Safety System	02 Minor Deviation but not causing delay in use of Safety System	-	-	03 or more Deviations
6	Action by Fire and OHC crew									
a	Prompt turnout and reaching at incident site	5	Min.	5	RGP, IPA, AN Melt : 3 Min NPK Bagging : 4 Min CFB : 5 Min	1/2 Min Delay	1 Min Delay			2 Min Delay
b	Using and Applying emergency equipment's, casualty handling and mobilization	5	Nos.	5	No Deviation	01 Minor Deviation but not causing delay in use of Safety System	02 Minor Deviation but not causing delay in use of Safety System	-	-	03 or more Deviations
7	Action by Chief emergency Controller									
a	Prompt and clear Communication with control room and site emergency controller, Mobilising resources, Taking feedback from OHC, Decision of alert. Evacuation and All clear siren	5	Nos.	5	No Deviation	01 Minor Deviation but not causing delay in use of Safety System	02 Minor Deviation but not causing delay in use of Safety System	-	-	03 or more Deviations
8	Action by security shift in charge									

a	Prompt and clear Communication with designated personnel,	NA	Nos.	NA	No Deviation	01 Minor Deviation but not causing delay in use of Safety System	02 Minor Deviation but not causing delay in use of Safety System	-	-	03 or more Deviations
9	Action At OHC									
a	Using and Applying medical equipment, casualty handling and mobilization	5	Nos.	5	No Deviation	01 Minor Deviation but not causing delay in use of Safety System	02 Minor Deviation but not causing delay in use of Safety System	-	-	03 or more Deviations
10	Action by any other agency like HR or other department (For E.g. in case of L1 or offsite drill- More departments like HR etc involved)	NA	Nos.	NA	No Deviation	01 Minor Deviation but not causing delay in use of Safety System	02 Minor Deviation but not causing delay in use of Safety System	-	-	03 or more Deviations
11	Performance or functioning of communication equipment (Walkie Talky, PA system, Manual Call point) and emergency equipment such as Fire Extinguisher, Fire pumps, fire hydrants , sprinklers, hoses etc.	4	Nos.	5	Functioned as desired - No Deviation	01 Minor Deviation but not causing delay in use of Safety System	02 Minor Deviation but not causing delay in use of Safety System	-	-	03 or more Deviations

12	Evacuation and head count at Assembly Point.	NA	Nos.	NA	Evacuation without ambiguity, orderly and matching of headcount	01 Minor Deviation but not causing delay in use of Safety System	02 Minor Deviation but not causing delay in use of Safety System	-	-	03 or more Deviations
Total		53		55						

Overall Score: (Total score/Maximum Marks)	96.36	%
--	-------	---

If the rating is below 80 % , drill to be repeated



DEEPAK FERTILISERS
AND PETROCHEMICALS
CORPORATION LIMITED



MAHADHAN
AGRITECH
LIMITED

(Formerly known as Smartchem Technologies Limited)

MOCK DRILL DATE : 21.12.2023 TIME : 16:00 HRS

LOCATION : IPA Sub-station (DFPCL)

SCENARIO : Flash Fire & Electric Shock to the person working on Electric Panel





Environment Monitoring FY 2023-24

I. Effluent (By MOEF&CC approved Lab) :

Parameters/Months	Limit	UOM	Apr-23	May-23	Jun-23	Jul-23	Aug-23	Sep-23	Oct-23	Nov-23	Dec-23	Jan-24	Feb-24	Mar-24	Average
pH	6.5 To 8.5	--	7.33	7.51	6.8	6.98	6.97	7.28	7.85	7.64	8.08	7.71	7.91	7.72	7.12
COD	250	mg/lit	50	25	47	44	80	57	28.4	33.2	41	1581	107	39.8	49.20
BOD 3 days 27°C	100	mg/lit	18	10	19	15	28	22	8.6	10	13.2	8.5	29.4	12.2	18.00
Total Suspended Solids	100	mg/lit	32	58	8	7	27	20	16	34	8	23	8	15	26.40
TDS	2100	mg/lit	2025	1289	1118	1105	1223	218	2040	1800	1675	1581	1872	1944	1348.00
Oil & Grease	10	mg/lit	1	2	<0.1	<0.1	1	<0.1	<0.1	2	<0.1	<4.0	<4.0	<4.0	1.33
Dissolved Phosphate as P	5	mg/lit	1.26	1.24	1.08	1.13	1.18	0.98	3.5	2.6	2	4.8	3.5	3.4	1.18
Ammonical Nitrogen as N	50	mg/lit	33.46	23.07	39.76	34.06	36.04	11.54	13	28.3	3	<0.1	2.6	25.5	33.26
Free Ammonical Nitrogen as N	4	mg/lit	0.3	0.33	0.28	0.23	0.26	0.067	2.6	2.2	3	<0.1	1.2	2.4	0.28
Nitrate Nitrogen as N	20	mg/lit	2.14	2.21	2.14	2.07	2.12	16.02	5	3.3	8.13	19.2	3.2	9.2	2.14
Fluoride as F	10	mg/lit	BDL	BDL	BDL	BDL	BDL	BDL	<0.1	2.3	<0.1	<0.1	<0.1	<0.1	BDL
Total Kjeldhal Nitrogen (TKN) as N	75	mg/lit	12.05	11.19	9.69	8.04	10.21	25.54	<0.1	<0.1	<0.1	<0.1	<0.1	8.1	10.24

Environment Management Plan (EMP) Cost FY 2023-24		
S.N.	Particular	Cost (Rs.)
1	Environmental Monitoring (JVS sampling, Third party Moef&cc approved lab environment monitoring (stacks, ambient Air, water (every cooler), waste water, noise).	2,050,000
2	Maintannce cost of Green Belt.	3,014,153
3	Chemical consumption cost for effluent treatment	1,500,000
4	OCEMS (Emission & Effluent) system upkeeping	600,000
5	Water conservation project through treatment process by ETP upgrdation	17,000,000
6	Plastic waste recycleing cost	15,000,000.00
		39,164,153

EQUINOX TEST REPORT

Report Issue date: 14-Dec-23

Reference Number : EQNX.001.LAB: W-23: 12:01765 A

ULR-TC882023000085396F

INFORMATION PROVIDED BY CUSTOMER

Client Name : Smartchem Technologies Limited

Sampling Location : Ground Floor, ETP Plant

Address : Talaja/K1 Plant, STL Talaja / K1 Plant Plot K-1, MIDC Industrial Area, Talaja, Raigad, Maharashtra, India - 410208.

Sample Description : ETP Outlet Water

Contact Person : Madan Popeta

PARTICULARS OF SAMPLE ANALYSED

Sampling Protocol : SOP-ENV-01-01

Date of Sampling : 7-Dec-23

Date of Receipt : 7-Dec-23

Sample Drawn By : Equinox Labs - Vishnu Rajguru

Date of Start of Analysis : 7-Dec-23

Sample Quantity & Condition : 5 Ltr. water in a white HDPE bottle is intact without any leaks or breaks.

Date of End of Analysis : 12-Dec-23

RESULTS OF ANALYSIS

Discipline: Chemical

Group: Pollution and Environment

Sr. No.	Chemical Parameters	Units	Methods	Results of Analysis	Limits*
1	pH-Value	-	IS 3025 : Part 11 : 2022	8.08	6.5 to 8.5
2	Total Dissolved Solids	mg / l	IS 3025 : Part 16 : 2023	1675.0	Max 2100
3	Chemical Oxygen Demand	mg / l	IS 3025 : Part 58 : 2006	41	Max 250
4	Biochemical oxygen demand (3 days at 27 ^o C)	mg / l	IS 3025 : Part 44 : 2023	13.2	Max 100
5	Oil & Grease	mg / l	IS 3025 : Part 39 : 2021	<1.0	Max 10
6	Total Suspended Solids	mg / l	IS 3025 : Part 17 : 2022	8.0	Max 100
7	Total Ammonical Nitrogen	mg / l	IS:3025(Part34)-1988 Reaff. 2019	3.0	Max 4
8	Nitrate Nitrogen	mg / l	IS:3025(Part34)-1988 Reaff.2019	8.13	Max 20
9	Fluoride as F	mg / l	IS:3025(Part80)-2008 Reaff.2019	<0.1	Max 10
10	Residual Free Chlorine	mg / l	IS:3025(Part28) : 2021	<0.05	Not Specified
11	Cyanide as CN	mg / l	IS:3025(Part27)-Sec 1 : 2021	<0.01	Not Specified
12	Free Ammoniacal Nitrogen	mg / l	IS:3025(Part34)-1988 Reaff.2019	3.0	Max 4
13	Phenol	mg / l	IS 3025 Part 43 : Sec I : 2022	<0.001	Not Specified
14	Phosphorus	mg / l	IS 3025 Part 31 : 1988	3.0	Not Specified



Your Testing and Auditing Partner

Reference Number

EQNX-001:LAB: W:23:12:01765 A

ULR-TC882023000085399F

Group: Residue and Contamination in Water

Heavy Metals :

Sr. No.	Chemical Parameters	Units	Methods	Results of Analysis	Limits*
1	Arsenic	mg / l	SOP-CHM-27-01 PART B 2022	<0.001	Not Specified
2	Cadmium as Cd	mg / l	SOP-CHM-27-01 PART B 2022	<0.001	Not Specified
3	Chromium as Cr	mg / l	SOP-CHM-27-01 PART B 2022	0.019	Not Specified
4	Copper	mg / l	SOP-CHM-27-01 PART B 2022	0.024	Not Specified
5	Iron as Fe	mg / l	SOP-CHM-27-01 PART B 2022	0.94	Not Specified
6	Lead as Pb	mg / l	SOP-CHM-27-01 PART B 2022	<0.01	Not Specified
7	Nickel as Ni	mg / l	SOP-CHM-27-01 PART B 2022	0.034	Not Specified
8	Zinc as Zn	mg / l	SOP-CHM-27-01 PART B 2022	<1.0	Not Specified

*Limits as per Environment Protection Rules 1986 Schedule VI

Remark: The sample conforms to the Environment Protection Rules 1986 Schedule VI Guidelines for the parameters tested.


 Quality Manager
 (Authorised Signatory)
 Mrs Manisha Kharade



Note:

1. This report is valid for the tested sample only.
2. Test report shall not be reproduced except in full & with written approval of Equinox Labs Private Limited.
3. This report should not be used for advertisement / judicial purpose.
4. The information provided by customer can affect the validity of results.

****END OF REPORT****

Your Testing and Auditing Partner

EQUINOX TEST REPORT

Report Issue date: 14-Dec-23

Reference Number : EQNX.001.LAB: W-23:12:01766 B

INFORMATION PROVIDED BY CUSTOMER

Client Name : Smartchem Technologies Limited	Sampling Location : Ground Floor, ETP Plant
Address : Talaja/K1 Plant, STL Talaja / K1 Plant Plot K-1, MIDC Industrial Area, Talaja, Raigad, Maharashtra, India - 410208.	Sample Description : ETP Outlet Water
Contact Person : Madan Popeta	

PARTICULARS OF SAMPLE ANALYSED

Sampling Protocol : SOP-ENV-01-01	Date of Sampling : 7-Dec-23
	Date of Receipt : 7-Dec-23
Sample Drawn By : Equinox Labs - Vishnu Rajguru	Date of Start of Analysis : 7-Dec-23
Sample Quantity & Condition : 5 Ltr. water in a white HDPE bottle is intact without any leaks or breaks.	Date of End of Analysis : 12-Dec-23

RESULTS OF ANALYSIS

Discipline: Chemical

Group: Pollution and Environment

Sr. No.	Chemical Parameters	Units	Methods	Results of Analysis	Limits*
1	Temperature	°C	IS 3025 Part 9 : 1984	27	Not Specified
2	Dissolved Phosphate	mg / l	IS 3025 : Part - 31 : 1988	2.0	Max 5
3	Total Kjeldahl Nitrogen	mg / l	IS 3025 : Part - 34 : 1988	<1.0	Max 75
4	Free Cyanide	mg / l	IS 3025 : Part - 27 :Sec 1 : 2021	<0.01	Not Specified

Group: Residue and Contamination in Water

Heavy Metals :

Sr. No.	Chemical Parameters	Units	Methods	Results of Analysis	Limits*
1	Vanadium	mg / l	SOP-CHM-27-01 PART B 2022	<0.1	Not Specified

*Limits as per Environment Protection Rules 1986 Schedule VI

Remark: The sample conforms to the Environment Protection Rules 1986 Schedule VI Guidelines for the parameters tested.


 Quality Manager
 (Authorised Signatory)
 Mrs Manisha Kharade

Note:

1. This report is valid for the tested sample only.
2. Test report shall not be reproduced except in full & with written approval of Equinox Labs Private Limited.
3. This report should not be used for advertisement / judicial purpose.
4. The information provided by customer can affect the validity of results.

****END OF REPORT****

Your Testing and Auditing Partner

EQUINOX TEST REPORT

Report Issue date: 15-Feb-24

Reference Number : EQNX/001/LAB: W/24/02/02170 A

ULR-TC882024000009553F

INFORMATION PROVIDED BY CUSTOMER

Client Name	: M/s Smartchem Technologies Limited	Sampling Location	: Ground Floor, ETP Plant
Address	: Plot Nos. K-1,K-1 (Part-1), K-1 (Part 2), MIDC Talaja, Tal. Panvel, Dist. Raigad.	Sample Description	: ETP Outlet Water
Contact Person	: Madan Popeta		

PARTICULARS OF SAMPLE ANALYSED

Sampling Protocol	: SOP-ENV-01-01	Date of Sampling	: 8-Feb-24
		Date of Receipt	: 8-Feb-24
Sample Drawn By	: Equinox Labs - Vishnu Rajguru	Date of Start of Analysis	: 8-Feb-24
Sample Quantity & Condition	: 4 Ltr. water in a white HDPE bottle is intact without any leaks or breaks.	Date of End of Analysis	: 13-Feb-24

RESULTS OF ANALYSIS

Discipline: Chemical

Group: Pollution and Environment

Sr. No.	Chemical Parameters	Units	Methods	Results of Analysis	Limits*
1	pH-Value	-	IS 3025 : Part 11 : 2022	7.91	8.5 to 8.5
2	Total Dissolved Solids	mg / l	IS 3025 : Part 16 : 2023	1872.0	Max 2100
3	Chemical Oxygen Demand	mg / l	IS 3025 : Part 58 : 2008	107	Max 250
4	Biochemical oxygen demand (3 days at 27 ^o C)	mg / l	IS 3025 : Part 44 : 2023	29.4	Max 100
5	Oil & Grease	mg / l	IS 3025 : Part 39 : 2021	<4.0	Max 10
6	Total Suspended Solids	mg / l	IS 3025 : Part 17 : 2022	6.0	Max 100
7	Nitrate Nitrogen	mg / l	IS:3025(Part34)-1988 Reaff.2019	3.2	Max 20
8	Fluoride as F	mg / l	IS:3025(Part60)-2008 Reaff.2019	<0.1	Max 10
9	Residual Free Chlorine	mg / l	IS:3025(Part26) : 2021	<0.05	Not Specified
10	Cyanide as CN	mg / l	IS:3025(Part27)-Sec 1 : 2021	<0.01	Not Specified
11	Phenol	mg / l	IS 3025 Part 43 : Sec I : 2022	<0.001	Not Specified
12	Phosphorus	mg / l	IS 3025 Part 31 : 1988	4.7	Not Specified



TC-8820

Your Testing and Auditing Partner

Reference Number : EQNX:001:LAB: W:24:02:02170 A

ULR-TC882024000009553F

Group: Residue and Contamination in Water

Heavy Metals :

Sr. No.	Chemical Parameters	Units	Methods	Results of Analysis	Limits*
1	Cadmium as Cd	mg / l	SOP-CHM-27-01 PART B 2022	<0.001	Max 2.0
2	Chromium as Cr	mg / l	SOP-CHM-27-01 PART B 2022	<0.001	Max 2.0
3	Copper	mg / l	SOP-CHM-27-01 PART B 2022	0.024	Max 3.0
4	Iron as Fe	mg / l	SOP-CHM-27-01 PART B 2022	<0.1	Max 3.0
5	Lead as Pb	mg / l	SOP-CHM-27-01 PART B 2022	<0.01	Max 0.1
6	Nickel as Ni	mg / l	SOP-CHM-27-01 PART B 2022	<0.01	Max 3.0
7	Zinc as Zn	mg / l	SOP-CHM-27-01 PART B 2022	<1.0	Max 5.0

*Limits as per Environment Protection Rules 1986 Schedule VI

Remark: The sample Conforms to the Environment Protection Rules 1986 Schedule VI Guidelines for the parameters tested



Sr. Chemist
(Authorised Signatory)
Ms. Sharayu More



TC-8820



Quality Manager
(Authorised Signatory)
Mrs Manisha Kharade

Note:

1. This report is valid for the tested sample only.
2. Test report shall not be reproduced except in full & with written approval of Equinox Labs Private Limited.
3. This report should not be used for advertisement / judicial purpose.
4. The information provided by customer can affect the validity of results.

END OF REPORT

Your Testing and Auditing Partner

EQUINOX TEST REPORT

Report Issue date: 15-Feb-24

Reference Number : EQNX/001/LAB/ W/24/02/02170 B

INFORMATION PROVIDED BY CUSTOMER

Client Name	: M/s Smartchem Technologies Limited	Sampling Location	: Ground Floor, ETP Plant
Address	: Plot Nos. K-1,K-1 (Part-1), K-1 (Part 2), MIDC Talaja, Tal. Panvel, Dist. Raigad.	Sample Description	: ETP Outlet Water
Contact Person	: Madan Popeta		

PARTICULARS OF SAMPLE ANALYSED

Sampling Protocol	: SOP-ENV-01-01	Date of Sampling	: 8-Feb-24
		Date of Receipt	: 8-Feb-24
Sample Drawn By	: Equinox Labs - Vishnu Rajguru	Date of Start of Analysis	: 8-Feb-24
Sample Quantity & Condition	: 4 Ltr. water in a white HDPE bottle is intact without any leaks or breaks.	Date of End of Analysis	: 13-Feb-24

RESULTS OF ANALYSIS

Discipline: Chemical

Group: Pollution and Environment

Sr. No.	Chemical Parameters	Units	Methods	Results of Analysis	Limits*
1	Temperature	°C	IS 3025 Part 9 : 1984	26	Not Specified
2	Free Ammoniacal Nitrogen	mg / l	IS 3025(Part34)-1988 Reaff.2019	1.2	Max 4
3	Dissolved Phosphate	mg / l	IS 3025 : Part - 31 : 1988	3.5	Max 5
4	Total Kjeldahl Nitrogen	mg / l	IS 3025 : Part - 34 : 1988	<0.1	Max 75
5	Free Cyanide	mg / l	IS 3025 : Part - 27 :Sec 1 : 2021	<0.01	Not Specified
6	Total Ammonical Nitrogen	mg / l	IS:3025(Part34)-1988 Reaff. 2019	2.6	Max 4

Group: Residue and Contamination in Water

Heavy Metals :

Sr. No.	Chemical Parameters	Units	Methods	Results of Analysis	Limits*
1	Arsenic	mg / l	SOP-CHM-27-01 PART B 2022	<0.001	Max 0.2
2	Vanadium	mg / l	By ICP - OES	<0.1	Max 0.2

*Limits as per Environment Protection Rules 1986 Schedule VI

Remark: The sample Conforms to the Environment Protection Rules 1986 Schedule VI Guidelines for the parameters tested.



Sr. Chemist
(Authorised Signatory)
Ms. Sharayu More

Note:

1. This report is valid for the tested sample only.
2. Test report shall not be reproduced except in full & with written approval of Equinox Labs Private Limited.
3. This report should not be used for advertisement / judicial purpose.
4. The information provided by customer can affect the validity of results.

****END OF REPORT****

Your Testing and Auditing Partner

EQUINOX TEST REPORT

Report Issue date: 17-Jan-24

Reference Number : EQNX/001/LAB/ W24/01/02714 A

ULR-TC882024000002524F

INFORMATION PROVIDED BY CUSTOMER

Client Name : M/s Smartchem Technologies Limited

Sampling Location : ETP Plant

Address : Plot Nos: K-1,K-1 (Part-1), K-1 (Part 2), MIDC Talaja, Tal. Panvel, Dist. Raigad

Sample Description : ETP Treated Water

Contact Person : Madan Popela

PARTICULARS OF SAMPLE ANALYSED

Sampling Protocol : SOP-ENV-01-01

Date of Sampling : 10-Jan-24

Date of Receipt : 11-Jan-24

Sample Drawn By : Equinox Labs - Akshay Kamble

Date of Start of Analysis : 11-Jan-24

Sample Quantity & Condition : 4 Ltr. water in a white HDPE bottle is intact without any leaks or breaks.

Date of End of Analysis : 16-Jan-24

RESULTS OF ANALYSIS

Discipline: Chemical

Group: Pollution and Environment

Sr. No.	Chemical Parameters	Units	Methods	Results of Analysis	Limits*
1	pH-Value	-	IS 3025 : Part 11 : 2022	7.71	6.5 to 8.5
2	Total Dissolved Solids	mg / l	IS 3025 : Part 16 : 2023	1581.0	Max 2100
3	Chemical Oxygen Demand	mg / l	IS 3025 : Part 58 : 2006	28	Max 250
4	Biochemical oxygen demand (3 days at 27 ^o C)	mg / l	IS 3025 : Part 44 : 2023	8.5	Max 100
5	Oil & Grease	mg / l	IS 3025 : Part 39 : 2021	<4.0	Max 10
6	Total Suspended Solids	mg / l	IS 3025 : Part 17 : 2022	23.0	Max 100
7	Total Ammonical Nitrogen	mg / l	IS:3025(Part34)-1988 Reaff. 2019	<0.1	Max 4
8	Nitrate Nitrogen	mg / l	IS 3025(Part34)-1988 Reaff.2019	19.2	Max 20
9	Fluoride as F	mg / l	IS 3025(Part60)-2006 Reaff.2019	<0.1	Max 10
10	Residual Free Chlorine	mg / l	IS 3025(Part26) : 2021	<0.05	Not Specified
11	Cyanide as CN	mg / l	IS 3025(Part27)-Sec 1 : 2021	<0.01	Not Specified
12	Phenol	mg / l	IS 3025 Part 43 : Sec I : 2022	<0.001	Not Specified
13	Phosphorus	mg / l	IS 3025 Part 31 : 1988	1.4	Not Specified



TC-8820

Your Testing and Auditing Partner

Reference Number : EQNX/001/LAB/ W/24/01/02714 A

ULR-TC682024000002524F

Group: Residue and Contamination in Water

Heavy Metals :

Sr. No.	Chemical Parameters	Units	Methods	Results of Analysis	Limits*
1	Arsenic	mg / l	SDP-CHM-27-01 PART B 2022	<0.001	Not Specified
2	Cadmium as Cd	mg / l	SOP-CHM-27-01 PART B 2022	<0.001	Not Specified
3	Chromium as Cr	mg / l	SOP-CHM-27-01 PART B 2022	0.007	Not Specified
4	Copper	mg / l	SOP-CHM-27-01 PART B 2022	0.012	Not Specified
5	Iron as Fe	mg / l	SOP-CHM-27-01 PART B 2022	0.48	Not Specified
6	Lead as Pb	mg / l	SOP-CHM-27-01 PART B 2022	<0.01	Not Specified
7	Nickel as Ni	mg / l	SOP-CHM-27-01 PART B 2022	0.016	Not Specified
8	Zinc as Zn	mg / l	SOP-CHM-27-01 PART B 2022	<1.0	Not Specified
9	Vanadium	mg / l	By ICP - OES	<0.1	Not Specified

*Limits as per Environment Protection Rules 1986 Schedule VI

Remark: The sample conforms to the Environment Protection Rules 1986 Schedule VI Guidelines for the parameters tested.



Sr. Chemist
(Authorised Signatory)
Ms. Sharayu More



TC-6820




Quality Manager
(Authorised Signatory)
Mrs Manisha Kharade

Note:

1. This report is valid for the tested sample only.
2. Test report shall not be reproduced except in full & with written approval of Equinox Labs Private Limited.
3. This report should not be used for advertisement / judicial purpose.
4. The information provided by customer can affect the validity of results.

****END OF REPORT****

Your Testing and Auditing Partner

EQUINOX TEST REPORT

Report Issue date: 17-Jan-24

Reference Number : EQNX/001/LAB/ W/24/01/02714 B

INFORMATION PROVIDED BY CUSTOMER

Client Name : M/s Smartchem Technologies Limited	Sampling Location : ETP Plant
Address : Plot Nos. K-1, K-1 (Part-1), K-1 (Part 2), MIDC Talaja, Tal. Parvel, Dist. Raigad.	Sample Description : ETP Treated Water
Contact Person : Madan Popeta	

PARTICULARS OF SAMPLE ANALYSED

Sampling Protocol : SOP-ENV-01-01	Date of Sampling : 10-Jan-24
	Date of Receipt : 11-Jan-24
Sample Drawn By : Equinox Labs - Akshay Kamble	Date of Start of Analysis : 11-Jan-24
Sample Quantity & Condition : 4 Ltr. water in a white HDPE bottle is intact without any leaks or breaks.	Date of End of Analysis : 16-Jan-24

RESULTS OF ANALYSIS

Discipline: Chemical

Group: Pollution and Environment

Sr. No.	Chemical Parameters	Units	Methods	Results of Analysis	Limits*
1	Temperature	°C	IS 3025 Part 9 - 1984	27	Not Specified
2	Free Ammoniacal Nitrogen	mg / l	IS 3025(Part34)-1988 Reaff.2019	<0.1	Max 4
3	Dissolved Phosphate	mg / l	IS 3025 : Part - 31 - 1988	4.8	Max 5
4	Total Kjeldahl Nitrogen	mg / l	IS 3025 : Part - 34 - 1988	<0.1	Max 75
5	Free Cyanide	mg / l	IS 3025 : Part - 27 - Sec I : 2021	<0.01	Not Specified

*Limits as per Environment Protection Rules 1986 Schedule VI

Remark: The sample conforms to the Environment Protection Rules 1986 Schedule VI Guidelines for the parameters tested.



Sr. Chemist
(Authorised Signatory)
Ms. Sharayu More



Note:

1. This report is valid for the tested sample only.
2. Test report shall not be reproduced except in full & with written approval of Equinox Labs Private Limited.
3. This report should not be used for advertisement / judicial purpose.
4. The information provided by customer can affect the validity of results.

****END OF REPORT****

Your Testing and Auditing Partner

EQUINOX TEST REPORT

Report Issue date: 20-Mar-24

Reference Number : EQNX-001-LAB-W24/03/04039 A

LUR - TC682024000019344F

INFORMATION PROVIDED BY CUSTOMER

Client Name : M/s Smartshem Technologies Limited

Sampling Location : Ground Floor, ETP Plant

Address : Plot Nos. K-1,K-1 (Part-1), K-1 (Part 2), MIDC Talaja, Tal. Panvel, Dist. Raigad.

Sample Description : ETP Outlet Water

Contact Person : Madan Popeta

PARTICULARS OF SAMPLE ANALYSED

Sampling Protocol : SOP-ENV-01-01

Date of Sampling : 12-Mar-24

Date of Receipt : 13-Mar-24

Sample Drawn By : Equinox Labs - Vishnu Rajguru

Date of Start of Analysis : 13-Mar-24

Sample Quantity & Condition : 4 Ltr. water in a white HDPE bottle is intact without any leaks or breaks.

Date of End of Analysis : 18-Mar-24

RESULTS OF ANALYSIS

Discipline: Chemical

Group: Pollution and Environment

Sr. No.	Chemical Parameters	Units	Methods	Results of Analysis	Limits*
1	pH-Value	-	IS 3025 : Part 11 : 2022	7.72	6.5 to 8.5
2	Total Dissolved Solids	mg / l	IS 3025 : Part 15 : 2023	1944.0	Max 2100
3	Chemical Oxygen Demand	mg / l	IS 3025 : Part 58 : 2006	39.8	Max 250
4	Biochemical oxygen demand (3 days at 27±0.5°C)	mg / l	IS 3025 : Part 44 : 2023	12.2	Max 100
5	Oil & Grease	mg / l	IS 3025 : Part 39 : 2021	<4.0	Max 10
6	Total Suspended Solids	mg / l	IS 3025 : Part 17 : 2022	15.0	Max 100
7	Nitrate Nitrogen	mg / l	IS:3025(Part34)-1988 Reaff.2019	9.2	Max 20
8	Fluoride as F	mg / l	IS:3025(Part60)-2008 Reaff.2019	<0.1	Max 10
9	Residual Free Chlorine	mg / l	IS 3025(Part26) : 2021	<0.05	Not Specified
10	Cyanide as CN	mg / l	IS:3025(Part27)-Sec 1 : 2021	<0.01	Not Specified
11	Phenol	mg / l	IS 3025 Part 43 : Sec 1 : 2022	<0.001	Not Specified
12	Phosphorus	mg / l	IS 3025 Part 31 : 1988	3.0	Not Specified



TC-6820

Your Testing and Auditing Partner

Reference Number : EQNX001-LAB W-24-03-04039 A

ULR - TC662024000019344F

Group: Residue and Contamination in Water

Heavy Metals :

Sr. No.	Chemical Parameters	Units	Methods	Results of Analysis	Limits*
1	Arsenic	mg / l	SOP-CHM-27-01 PART B 2022	<0.001	Not Specified
2	Cadmium as Cd	mg / l	SOP-CHM-27-01 PART B 2022	<0.001	Not Specified
3	Chromium as Cr	mg / l	SOP-CHM-27-01 PART B 2022	<0.001	Not Specified
4	Copper	mg / l	SOP-CHM-27-01 PART B 2022	<0.01	Not Specified
5	Iron as Fe	mg / l	SOP-CHM-27-01 PART B 2022	<0.1	Not Specified
6	Lead as Pb	mg / l	SOP-CHM-27-01 PART B 2022	<0.01	Not Specified
7	Nickel as Ni	mg / l	SOP-CHM-27-01 PART B 2022	<0.01	Not Specified
8	Zinc as Zn	mg / l	SOP-CHM-27-01 PART B 2022	<1.0	Not Specified

*Limits as per Environment Protection Rules 1986 Schedule VI

Remark: The samples Conform to the Environment Protection Rules 1986 Schedule VI Guidelines for the parameters tested.



Sr. Chemist
(Authorised Signatory)
Ms. Sharayu More



TC-6620




Quality Manager
(Authorised Signatory)
Mrs. Manisha Kharade

Note:

1. This report is valid for the tested sample only.
2. Test report shall not be reproduced except in full & with written approval of Equinox Labs Private Limited.
3. This report should not be used for advertisement / judicial purpose.
4. The information provided by customer can affect the validity of results.

****END OF REPORT****

Your Testing and Auditing Partner

EQUINOX TEST REPORT

Report issue date: 20-Mar-24

Reference Number : EQN001.LAB.W24.03.04039 B

INFORMATION PROVIDED BY CUSTOMER

Client Name : M/s Smatchem Technologies Limited	Sampling Location : Ground Floor, ETP Plant
Address : Plot Nos. K-1,K-1 (Part-1), K-1 (Part 2), MIDC Taraja, Tal. Panvel, Dist. Raigad.	Sample Description : ETP Outlet Water
Contact Person : Madan Popeta	

PARTICULARS OF SAMPLE ANALYSED

Sampling Protocol : SOP-ENV-01-01	Date of Sampling : 12-Mar-24
	Date of Receipt : 13-Mar-24
Sample Drawn By : Equinox Labs - Vishnu Rajguru	Date of Start of Analysis : 13-Mar-24
Sample Quantity & Condition : 4 Ltr. water in a white HDPE bottle is intact without any leaks or breaks.	Date of End of Analysis : 18-Mar-24

RESULTS OF ANALYSIS

Discipline: Chemical

Group: Pollution and Environment

Sr. No.	Chemical Parameters	Units	Methods	Results of Analysis	Limits*
1	Temperature	°C	IS 3025 Part 9 : 1984	25.0	Not Specified
2	Free Ammoniacal Nitrogen	mg / l	IS:3025(Part34)-1988 Reaff.2019	2.4	Max 4
3	Dissolved Phosphate	mg / l	IS 3025 : Part - 31 : 1986	3.4	Max 5
4	Total Kjeldahl Nitrogen	mg / l	IS 3025 : Part - 34 : 1988	8.1	Max 75
5	Free Cyanide	mg / l	IS 3025 : Part - 27 .Sec I - 2021	<0.01	Not Specified
6	Total Ammonical Nitrogen	mg / l	IS:3025(Part34)-1988 Reaff. 2019	25.5	Max 50


Group: Residue and Contamination in Water

Heavy Metals :

Sr. No.	Chemical Parameters	Units	Methods	Results of Analysis	Limits*
1	Vanadium	mg / l	By ICP - OES	<0.1	Not Specified

*Limits as per Environment Protection Rules 1986 Schedule VI

Remark: The samples Conform to the Environment Protection Rules 1986 Schedule VI Guidelines for the parameters tested.



Sr. Chemist
(Authorised Signatory)
Ms. Sharayu More





Quality Manager
(Authorised Signatory)
Mrs. Marisha Kharade

Note:

1. This report is valid for the tested sample only.
2. Test report shall not be reproduced except in full & with written approval of Equinox Labs Private Limited.
3. This report should not be used for advertisement / judicial purpose.
4. The information provided by customer can affect the validity of results.

****END OF REPORT****

Your Testing and Auditing Partner

EQUINOX TEST REPORT

Report issue date: 17-Nov-23

Reference Number : EQNX.001.LAB: W:23:11 02739 A

ULR-TC682023000077496F

INFORMATION PROVIDED BY CUSTOMER

Client Name : M/s Smartchem Technologies Limited,

Sampling Location : Ground Floor, ETP / STL

Address : Plot Nos. K-1,K-1 (Part-1), K-1 (Part 2), MIDC Talaja,Tal. Panvel, Dist. Raigar.

Sample Description : ETP Treated Outlet Water

Contact Person : Madan Popeta

PARTICULARS OF SAMPLE ANALYSED

Sampling Protocol : SOP-ENV-01-01

Date of Sampling : 8-Nov-23

Date of Receipt : 9-Nov-23

Sample Drawn By : Equinox Labs - Vishnu Rajguru

Date of Start of Analysis : 9-Nov-23

Sample Quantity & Condition : 4 Ltr. water in a white HDPE bottle is intact without any leaks or breaks.

Date of End of Analysis : 15-Nov-23

RESULTS OF ANALYSIS

Discipline: Chemical

Group: Pollution and Environment

Sr. No.	Chemical Parameters	Units	Methods	Results of Analysis	Limits*
1	pH-Value	-	IS 3025 : Part 11 : 2022	7.85	6.5 to 8.5
2	Total Dissolved Solids	mg / l	IS 3025 : Part 16 : 2023	2040.0	NMT 2100
3	Chemical Oxygen Demand	mg / l	IS 3025 : Part 58 : 2006	28.4	NMT 250
4	Biochemical oxygen demand (3 days at 27 ^o C)	mg / l	IS 3025 : Part 44 : 2023	8.6	NMT 100
5	Oil & Grease	mg / l	IS 3025 : Part 39 : 2021	<1.0	NMT 10
6	Total Suspended Solids	mg / l	IS 3025 : Part 17 : 2022	16.0	NMT 100
7	Total Ammonical Nitrogen	mg / l	IS:3025(Part34)-1988 Reaff. 2019	13.0	NMT 50
8	Nitrate Nitrogen	mg / l	IS:3025(Part34)-1988 Reaff 2019	5.0	NMT 20
9	Fluoride as F	mg / l	IS:3025(Part60)-2008 Reaff 2019	<0.1	NMT 10
10	Residual Free Chlorine	mg / l	IS:3025(Part26) : 2021	<0.05	Not Specified
11	Cyanide as CN	mg / l	IS:3025(Part27)-Sec 1 : 2021	<0.01	Not Specified
12	Free Ammonical Nitrogen	mg / l	IS:3025(Part34)-1988 Reaff 2019	2.6	NMT 4
14	Phenol	mg / l	IS 3025 Part 43 : Sec I : 2022	<0.001	Not Specified
15	Phosphorus	mg / l	IS 3025 Part 31 : 1988	1.2	Not Specified



TC-4836

Your Testing and Auditing Partner

Reference Number : EQNX.001.LAB. W.23.11.02739 A

ULR-TC6R2023000077498F


Group: Residue and Contamination in Water

Heavy Metals :


Sr. No.	Chemical Parameters	Units	Methods	Results of Analysis	Limits*
1	Arsenic	mg / l	SOP-CHM-27-01 PART B 2022	<0.001	Not Specified
2	Cadmium as Cd	mg / l	SOP-CHM-27-01 PART B 2022	<0.001	Not Specified
3	Chromium as Cr	mg / l	SOP-CHM-27-01 PART B 2022	<0.001	Not Specified
4	Copper	mg / l	SOP-CHM-27-01 PART B 2022	<0.01	Not Specified
5	Iron as Fe	mg / l	SOP-CHM-27-01 PART B 2022	<0.1	Not Specified
6	Lead as Pb	mg / l	SOP-CHM-27-01 PART B 2022	<0.01	Not Specified
7	Nickel as Ni	mg / l	SOP-CHM-27-01 PART B 2022	<0.01	Not Specified
8	Zinc as Zn	mg / l	SOP-CHM-27-01 PART B 2022	<1.0	Not Specified

*Limits as per client requirement

Remark: The sample conforms to the above parameters tested.


 Technical Manager - Microbiology
 (Authorised Signatory)
 Mrs. S. Gunjal




 Sr. chemist
 (Authorised Signatory)
 Mr. Digambar Martur

Note:

1. This report is valid for the tested sample only.
2. Test report shall not be reproduced except in full & with written approval of Equinox Labs Private Limited.
3. This report should not be used for advertisement / judicial purpose.
4. The information provided by customer can affect the validity of results.

END OF REPORT

Your Testing and Auditing Partner

EQUINOX TEST REPORT

Report Issue date: 17-Nov-23

Reference Number : EQNX/001/LAB/ W.23/11.02739 B

INFORMATION PROVIDED BY CUSTOMER

Client Name : M/s Smartchem Technologies Limited,	Sampling Location : Ground Floor, ETP / STL
Address : Plot Nos. K-1,K-1 (Part-1), K-1 (Part 2), MIDC Talaja,Tal. Panvel, Dist. Raigar.	Sample Description : ETP Treated Outlet Water
Contact Person : Madan Popeta	

PARTICULARS OF SAMPLE ANALYSED

Sampling Protocol : SOP-ENV-01-01	Date of Sampling : 8-Nov-23
	Date of Receipt : 9-Nov-23
Sample Drawn By : Equinox Labs - Vishnu Rajguru	Date of Start of Analysis : 9-Nov-23
Sample Quantity & Condition : 4 Ltr. water in a white HDPE bottle is intact without any leaks or breaks.	Date of End of Analysis : 15-Nov-23

RESULTS OF ANALYSIS

Discipline: Chemical

Group: Pollution and Environment

Sr. No.	Chemical Parameters	Units	Methods	Results of Analysis	Limits*
1	Temperature	°C	IS 3025 Part 9 : 1984	26	Not Specified
2	Dissolved Phosphate	mg / l	IS 3025 : Part - 31 : 1988	3.5	NMT 5
3	Total Kjeldahl Nitrogen	mg / l	IS 3025 : Part - 34 : 1988	<1.0	NMT 75
4	Free Cyanide	mg / l	IS 3025 : Part - 27 (Sec I) : 2021	<0.01	Not Specified

Group: Residue and Contamination in Water

Heavy Metals :

Sr. No.	Chemical Parameters	Units	Methods	Results of Analysis	Limits*
1	Vanadium	mg / l	SOP-GHM-27-01 PART B 2022	<0.1	Not Specified

*Limits as per client requirement

Remark: The sample conforms to the above parameters tested.


 Quality Manager
 (Authorised Signatory)
 Mrs Manisha Kharade

Note:

1. This report is valid for the tested sample only.
2. Test report shall not be reproduced except in full & with written approval of Equinox Labs Private Limited
3. This report should not be used for advertisement / judicial purpose.
4. The information provided by customer can affect the validity of results.

****END OF REPORT****

Your Testing and Auditing Partner